

2024 Evaluation Form

DCP Mini

CREATING A CYCLE OF mobility

Inseam Range: 10" - 16"

Designed for our smallest riders, the DCP Mini is an upright adaptive tricycle. The DCP Mini can help riders as young as 18 months old all the way up to 5 years old reach therapeutic milestones, all while introducing them to the joys of adaptive biking.

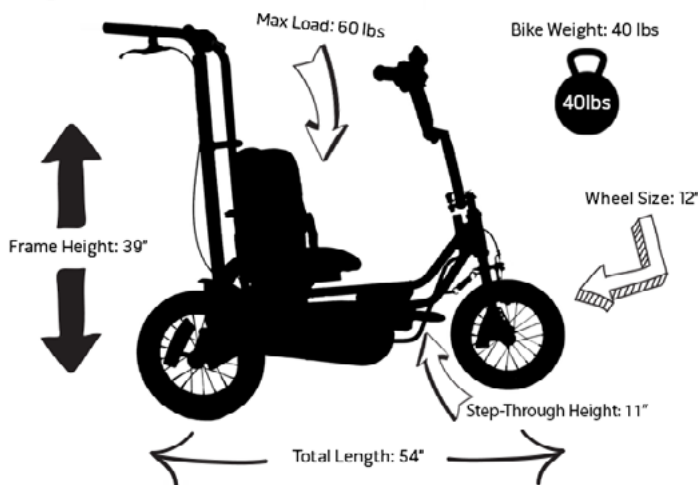


DCP MINI MODEL SPECIFICATIONS

Rider Age	18 months - 3.5 years
Max Load (lbs)	60
Bike Weight (lbs)	40
Height	39"
Total Length	54"
Bike Width	29"
Step-Through Height	11"

Measurements Include Rear Steering Handle and High Back Seating

Sizing Guide: Inseam 10" - 16"



Tips For Choosing an Adaptive Bike

1. Measure Inseam

The measurement we use to ensure each rider gets the correct size of adaptive bicycle is called an inseam. To find an inseam, measure the distance between the bottom of the rider's heel to the top of the rider's inner thigh. Make sure the rider's inseam measurement matches the inseam range for the adaptive bicycle.

2. Know Your Accessories

We offer many different accessories to help people of all abilities experience freedom. Look through all of our available accessories to make sure the adaptive bike will work for the rider. More information on all of our accessories is available at: www.freedomconcepts.com/product-lines/adaptive-bikes/accessories/

3. We Do Custom

If none of our current models of adaptive bicycles work for you, we are able to custom build a bicycle that will. Please contact us at 1-800-661-9915 for more information.

RIDER INFORMATION

Rider's Name: _____ Male Female Height: _____ Inches _____ cm

Date of Birth: _____ Weight: _____ Lbs _____ Kgs

Inseam: _____












Diagnosis: _____





DCP Mini




- Inseam Range: 10" - 16" SHADED ITEMS INCLUDED IN FRAME CHOICE PRICE

MODEL

<p>The standard DCP Mini model accommodates an inseam range of 10"-16".</p>
<input checked="" type="checkbox"/> DCP Mini (DCPMINI)

FRAME COLORS- Select one	
Standard Options	Additional Options
   	      
Candy Blue (CANDY BLUE) (STD) Hot Rod Purple (HOT ROD PURPLE) (STD) Electric Green (GREEN) (STD) Cherry Red (RED) (STD)	Arctic Teal (TEAL) Blaze Orange (ORANGE) Radiant Pink (PINK) Chrome (CHROME) Midnight (BLACK) Snow (WHITE) Fossil (FOSSIL)
Custom Color (CUSTOM COLOR) Please indicate custom color note here:	Color combination (COLORCOMBO) Please indicate primary frame color: Please indicate secondary accent color:

DECAL OPTIONS - Select one	NAMEPLATE (Optional)	BELL & SQUEAKY HORN (Select one Bell & one Horn)	
Jungle (STD) (6401122)  Hibiscus (N/C) (6400250)  Racer (N/C) (6401232) 	Custom Nameplate Nameplate (NAMEPLATE SP) Notes: 	Bells (STD) Red (5015014) Blue (5015011) Purple (5015013) Gold (5015012) Black (5015010)	Squeaky Horns (Optional) (STD) Dog (5015063) Frog (5015065) Cat (5015061) Parrot (5015070) Orca (5015067) Dino (5015062) Penguin (5015068) Unicorn (5015071) Tiger (5015069) Shark (5015072) Turtle (5015074) Giraffe (5015075)

TIRE SELECTION - Select one		
		
Smooth Solid Tires (STD) (SMOOTH SOLID TIRES) Ideal for indoor and outdoor use, with limited speeds and/or with caregiver present	Knobby Pneumatic Tires (2112252) Ideal for more independent riders, wanting to ride at faster speeds	Smooth Pneumatic Tires (2112251) Ideal for more independent riders, wanting to ride at faster speeds

HANDLEBAR OPTIONS - Select one



Hoop Handlebars
(2111001)

(STD)



Enclosed Hoop Handlebars
(2111003)



Wide Handlebars
(2111007)

STEERING OPTIONS - Select setup

Unlocked Steering (STD)
(STEERUNLOCKED)

This option allows the rider to control the steering.

Locked Steering (N/C)
(STEERLOCKED)

This option takes steering control away from the rider so the caregiver can have full control of the bike with the Rear-Steering Handle.

**Please note you can change the steering from unlocked to locked by using the Freedom Concepts multi-tool that comes with every bike.*

REAR STEERING



Rear Steering Handle
(REAR STEER)

REAR STEERING ADD-ONS



Pushbar Steering
(2125006)

**Requires Rear Steering Handle*



Hoop Handlebar
(2125005)

**Requires Rear Steering Handle*

BRAKE OPTIONS AND POSITIONS

Select First Brake Position (Included)

**Please select only one option*

(STD)

Left Handlebar (2113216) **Not compatible with High Rise Handlebars*

Right Handlebar (2113217) **Not compatible with High Rise Handlebars*

Rear Steering Handlebar (2113215) **Rear Steering Handle Required*

T-bar (2113214)

Select Second Brake Position (Optional)

**Please select only one option - must differ from first brake position*

Left Handlebar (2113212) **Not compatible with High Rise Handlebars*

Right Handlebar (2113213) **Not compatible with High Rise Handlebars*

Rear Steering Handle (2113211) **Rear Steering Handle Required*

T-bar (2113210)

PROPULSION - Please fill out one column

Direct Drive
(DIRECT DRIVE)

(STD)

When the bike is moving, the pedals are moving.

Pedal Power:

Easy (EASY)

Average (AVERAGE)

Free Wheel
(FREE WHEEL)

Allows legs to rest while the bike coasts forward.

Pedal Power:

Easy (EASY)

Average (AVERAGE)

On/Off Pin Reciprocator
(ON-OFF)

Alternate from Free Wheel mode to Direct Drive by engaging the On/Off Pin Reciprocator.

Pedal Power:

Easy (EASY)



Seating System

Please Fill Out Either The Mini Set Up or The Child Set Up

Please note that all seat bases come with a seat belt and all highback backrests come with a chest strap

Mini Seat	10" width, 9" depth
Mini High Back	12.5" width, 13" height
Child Small Seat	12.5" width, 12.5" depth
Child High Back	13" width, 18" height



The 2" raised pommel keeps riders further back in their seats while helping with stability and promotes leg abduction.



The standard seat will fit and function for most riders.

CHILD MINI SETUP

Seat Base

Mini Seat
(6114011)

(STD)

Back Rest

Mini High Back
(2114008)

(STD)

CHILD SMALL SETUP

Seat Base

Child Small Seat

(6114012)

Child Small Pommel Seat

(6114009)

(N/C)

Four-Point Neoprene Hip Stabilizer Belt (2125273) **OPTIONAL*

Back Rest

Child High Back

(2114010)

SEATING ACCESSORIES (Optional)

Neoprene Chest Harness



Laterals *(Width and height adjustable, comes with an adjustable track system)*



Flip-Up Abductor



Medium
(2114077)

Large
(2114078)

Pair of Standard Small Laterals
(2114070)

*Small Laterals Chest Width:
8½" - 11¼"*

Chest Width: _____ Seat-to-Armpit: _____

Laterals Add-On:

Narrow Laterals

(2125033) *Shifts chest width range 2" narrower

Flip-Up Abductor
(2020205)

This flip-up abductor assists with leg/knee separation during pedaling and is mounted securely to the underside of the seat.

HEADRESTS (Optional)



Adjustable Backrest Extension
(Backrest Ext)

The backrest extension extends the seat backing height an additional 7" and can be removed for ease of transport.



Adjustable Headrest with Occiput Support Cushion
(HEADREST PLUS) *Requires Highback Seat

The adjustable headrest with an occiput support cushion provides additional neck support for the rider. The cushion comes with velcro and can be removed or adjusted as required.



Head and Neck Support System
*Requires Highback Seat

***Please call 1-800-661-9915 for sizing and part number. In some cases we are able to adapt our seatback to accommodate common wheelchair headrests.**

PEDAL OPTIONS - Select one



Mountain Pedals are recommended for riders that have more control and high tone muscle control.



The Neoprene adjustable footplate is a quick and easy way to maintain proper positioning and pedal pressure. Recommended for children with low muscle tone.



Molded ABS Footplates are designed to provide precise positioning for children with more spasticity. They also help with leg alignment and knee flexion.



Molded ABS Footplates with Ratchet Straps helps to secure the rider's foot in a specific position. Recommended for children with plantar flexion.

Mountain Pedals with Toe Cage
(2112081) (STD)

Neoprene Adjustable

SML (2012031) *4" x 7"

MED (2012032) *4½" x 10"

Molded ABS

XS (2012041) *2½" x 6"

SML (2012042) *3" x 7"

MED (2012043) *3" x 10¼"

Molded ABS with Ratcheting Straps

XS (2012051) *2½" x 6"

SML (2012052) *3" x 7"

MED (2012053) *3" x 10¾"

PEDAL ADD-ONS - (Optional)



1/4 Inch Footplate Spacers
(2412050)

Please add how many spacers are needed below. (Maximum 8 per side)

_____ left + _____ right = _____ total



Pulley String

Front pulley assists with plantar flexion and rear pulley helps self-level the pedals.

Front
(2115020)

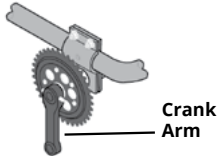



Rear
(2115025)






CHAINGUARD







ABS Enclosed
(2112909)

(STD)

CRANK ARMS - Select one		FRONT FORK - Select one		
<input type="checkbox"/> 3" Alloy Crank (STD) (5012252)				
<input type="checkbox"/> 3" Alloy Crank with 1/2" shortener (N/C) (5012252 & 2012047)		Rigid Chrome Fork (5011012)	Adjustable Tilt Fork (2111261) <i>The adjustable tilt fork allows therapists and caregivers to add or reduce the amount of tilt (up to roughly 10 degrees) this helps to improve the rider's overall comfort and positioning.</i>	

ACCESSORIES - (Optional)				
				
Velcro Hand-Eye Coordination Gloves XS (6315031) 5 1/2" height x 1 3/4" wrist SML (6315033) 6" height x 2" wrist MED (6315034) 7" height x 2 1/4" wrist	Leg Braces *Only available with molded footplates. *Requires Rear Pulley. Left Side Only (LEG BRACE L) Right Side Only (LEG BRACE R) Pair (LEG BRACE PAIR) Inseam: _____ Calf Circumference: _____ *Measurement with AFO's*	Removable Canopy (6515011)	Spoke Covers (3) (2112240)	Cane/ Crutch Holder (2125060)

ACCESSORIES - (Optional)			
			
Adjustable Tablet/Phone Holder Tablet (5025070) Phone (5025080)	Padded Adduction Strap (6320060)	Oxygen Tank Holder (2125010) *Fits Size D/E Tanks	Communication Tray (2125281)

ACCESSORIES - (Optional)			
			
Simulated Sheepskin Cover (6114070)	Mirror (5015040)	Tool Pouch (6300022)	Bike Cover (6315600)

CUSTOMER INFORMATION

Dealer/Vendor: _____

Contact Person: _____

Address: _____

City: _____ Prov./State: _____

Postal/Zip Code: _____ Ordered by: _____

Phone: _____ Fax: _____

Email: _____

ORDER INFORMATION

Purchase Order: _____

Order Date: _____ Quote Date: _____

FCI Representative: _____

Payment Terms: _____

CREDIT CARD (CHECK ONE) ☐ Visa ☐ MasterCard Exp. Date: _____

Card Number: _____

Name On Card: _____

Signature: _____

SHIPPING INSTRUCTIONS

Name: _____

Address: _____

City: _____

Province/State: _____

Postal/Zip Code: _____ Phone: _____

Federal ID/SS#: _____

PRIVACY POLICY

Freedom Concepts Inc. collects, uses and discloses personal information of the Customer and/or Rider to properly assemble and manufacture the mobility device and may contact the Rider's therapist for additional personal information to assist with this process. The collection, use and disclosure of the personal information of the Customer and/or the Rider is governed by any consent which may, from time to time, be provided, and by the Freedom Concepts Inc. Privacy Policy which is available on our website www.freedomconcepts.com or by contacting our office. By signing below, you hereby warrant that you have the authority to bind the Rider and hereby authorize the collection, use, and disclosure of personal information as herein provided and in accordance with the Freedom Concepts Inc. Privacy Policy.

TERMS AND CONDITIONS

Prices are subject to change without notice. Prepaid or net 30 days O.A.C. All taxes extra. Freight extra. Manufacturer reserves the right to change prices, colors, features, dates, locations and products without notice. Residential delivery charge may apply. Duty and brokerage included where applicable.

CUSTOMER SIGNATURE

PHOTO RELEASE

I hereby give permission to Freedom Concepts Inc. to use photographs of me or my child for the sole purpose of the company's promotional use, and will not be distributed to third parties. ☐ YES ☐ NO

I would like to receive regular updates. ☐ SNAIL MAIL ☐ EMAIL ☐ NO

SIGNATURE OF RIDER/PARENT

Questions?
1-800-661-9915

NOTES: