

2024 Evaluation Form

Defier

Inseam Range: 19" - 34"

Arm Length Range: 16" - 32"

Designed for riders 10 years old and up, the Defier is our semi-recumbent handcycle. This model combines features from our EHDU Upright Handcycles and our ASR Odyssey series to create an enjoyable riding experience. This handcycle offers a stable ride without compromising performance, allowing the rider to reach higher speeds all while being visible to road traffic.

CREATING A CYCLE OF mobility



DEFIER MODEL SPECIFICATIONS

Rider Age	10+
Max Load (lbs)	225
Bike Weight (lbs)	81
Frame Height	36"
Total Length	89"
Bike Width	35"
Step-Through Height	16"

Measurements Include Rear Steering Handle and High Back Seating

Sizing Guide: Inseam 19" - 34"
Arm Length: 16" - 32"

Bike Weight: 81 lbs



Max Load: 225 lbs



Tips For Configuring an Adaptive Bike

1. Measure Inseam

The measurement we use to ensure each rider gets the correct size of adaptive bicycle is called an inseam. To find an inseam, measure the distance between the bottom of the rider's heel to the top of the rider's inner thigh. Make sure the rider's inseam measurement matches the inseam range for the adaptive bicycle.

2. Know Your Accessories

We offer many different accessories to help people of all abilities experience freedom. Make sure to look through all of our available accessories to make sure the adaptive bike will work for the rider. More information on all of our accessories is available at: www.freedomconcepts.com/product-lines/adaptive-bikes/accessories/

3. We Do Custom

If none of our current models of adaptive bicycles work for you, we are able to custom build a bicycle that will. Please contact us at 1-800-661-9915 for more information.

RIDER INFORMATION

Rider's Name: _____ Male | Female | Height: _____ Inches _____ cm

Date of Birth: _____ | Weight: _____ Lbs _____ Kgs

Inseam: _____ | Arm Length: _____

Diagnosis: _____


DEFIER

- Inseam Range: 19" - 34" - SHADED ITEMS INCLUDED IN BASE MODEL PRICE

MODEL	FRAME ADD-ON (Optional)
	
<i>The standard Defier model accommodates an arm length range of 16"-32" and an inseam range of 19"-34".</i>	<i>The Narrow Defier is great for indoor riding, as it features a 31" wide rear axle - perfect for traveling through standard door openings and hallways.</i>
<input checked="" type="checkbox"/> Defier (EHDO20)	Narrow Frame (NARROW FRAME)

FRAME COLORS- Select one

Standard Options



Candy Blue (CANDY BLUE) (STD)
Hot Rod Purple (HOT ROD PURPLE) (STD)
Electric Green (GREEN) (STD)
Cherry Red (RED) (STD)

Additional Options



Arctic Teal (TEAL)
Blaze Orange (ORANGE)
Radiant Pink (PINK)
Chrome (CHROME)
Midnight (BLACK)
Snow (WHITE)
Fossil (FOSSIL)

Custom Color (CUSTOM COLOR)
Please indicate custom color note here:

Color combination (COLORCOMBO)

Please indicate primary frame color:
Please indicate secondary accent color:

DECAL OPTIONS - Select one

Racer (STD)

(6401432)



Hibiscus (STD)

(6401443)



Black & White (STD)

(6401420)



NAMEPLATE - (Optional)

Custom Nameplate

Nameplate
(NAMEPLATE SP)

Notes:



BRAKE OPTIONS AND POSITIONS

A coaster brake comes standard on all Defiers. A second brake can be added to the Defier for no additional charge, but requires T-Handle Pedals or a Rear Steering Handle.

Second Brake Position

(Optional) (N/C)

*Please select only one option

Left Handlebar (2113442) *Requires T-Handle Pedal

Right Handlebar (2113441) *Requires T-Handle Pedal

Rear Steering Handle (2113423) *Requires Rear Steering Handle

TIRE SELECTION - Select one



Smooth Pneumatic (STD)
(2112350)

Ideal for more independent riders, wanting to ride at faster speeds

Wheel Add-On:

Heavy Duty Rim
(HD Wheels)



Knobby Pneumatic
(2112352)

Ideal for more independent riders, wanting to ride at faster speeds

Wheel Add-On:

Heavy Duty Rim
(HD Wheels)

REAR STEERING



Rear Steering Handle
(REAR STEER)

REAR STEERING ADD-ONS



Pushbar Steering
(2125006)
*Requires Rear Steering Handle



Hoop Handlebar
(2125005)
*Requires Rear Steering Handle

FOOT PLATFORMS *If ordering foot drive, this section is not required.



Upright Position (STD)

SML (2060409) *3" x 7"

MED (2060410) *3" x 10 3/4"

LRG (2060411) *3 1/2" x 11 1/2"

XL (2060412) *4" x 13"

HAND PROPULSION

5 Speed Coaster Brake with Reverse (STD)
(2060015)

Shifter Location:

Right Handlebar (SHIFTHB)
*Requires T-Handle Pedal

Rear Steer (SHIFTRS)
*Requires Rear Steering Handle

U-Bar (2460070)

HAND PEDALS - Select one



Bar End Grip Pedals (STD)
(2060492)



Foam Covered Grip (N/C)
(2460492)



T-Handle Pedal (N/C)
(2050190)
*Required for brake lever when Rear Steer or T-bar is not selected

CRANK ARMS - Select one

3" Alloy Crank (N/C)
(5012252)

4" Alloy Crank (N/C)
(5012254)

5" Alloy Crank (STD)
(5012255) *Recommended

6" Alloy Crank (N/C)
(5012251)



Seating System

Please Fill Out Either The Child Set Up or The Adult Set Up

Please note that all seat bases come with a seat belt and all highback backrests come with a chest strap

Child Seat	12.5" width, 12.5" depth
Child High Back	13" width, 18" height
Adult Seat	16.75" width, 14" depth
Adult High Back	18" width, 18" height
Adult Extended High Back	17" width, 22" height



The 2" raised pommel keeps riders further back in their seats while helping with stability and promotes leg abduction.



A narrow seat aids in clearance and in pass-through. Adult seating is not available with a Narrow Frame.



The bench seat is standard on all handcycle models without foot drive.

CHILD SET UP

Seat Base

Child Bench Seat (N/C)
(6114113) *Not suitable for Foot Drive

Child Seat
(6114013)

Child Narrow Seat
(6114014)

Child Pommel Seat
(6114010)

Child Narrow Pommel Seat
(6114016)

Four-Point Neoprene Hip Stabilizer Belt (2125273) *OPTIONAL

Back Rest

Child High Back Cut Out
(2114101)

ADULT SET UP

Seat Base

Adult Bench Seat (STD)
(6114115) *Not suitable for Foot Drive

Adult Seat (N/C)
(2114061)

Adult Narrow Seat
(6114017)

Adult Pommel Seat
(6114018)

Adult Narrow Pommel Seat
(6114020)

XL Adult Bench Seat
(6114110)

Four-Point Neoprene Hip Stabilizer Belt (2125274) *OPTIONAL

Back Rest

Adult High back Cut Out (STD)
(2114106)

XL Adult High back Cut Out
(2114107)

Foot Drive

Only fill out this page if ordering a Defier with hand and foot drive.

FOOT DRIVE

Foot Pedals (FOOT DRIVE)

This drive selection will indicate that you want a hand and foot propulsion.



PROPULSION - Please fill out one column

Direct Drive (DIRECT DRIVE) (STD)

When the bike is moving, the pedals are moving.

Pedal Power:

Extra Easy (EXTRA_EASY)

Easy (EASY)

Average (AVERAGE)

Challenging (CHALLENGING)

On/Off Pin Reciprocator (ON-OFF)

Alternate from Free Wheel mode or Direct Drive by engaging the On/Off Pin Reciprocator.

Pedal Power:

Easy (EASY)

Average (AVERAGE)



PEDAL OPTIONS



Mountain Pedals are recommended for riders that have more control and high tone muscle control.

Mountain Pedals with Toe Cage (2112081)

(STD)



The Neoprene adjustable footplate is a quick and easy way to maintain proper positioning and pedal pressure. Recommended for children with low muscle tone.

Neoprene Adjustable

SML (2012031) *4" x 7"

MED (2012032) *4½" x 10"

LRG (2012033) *5" x 11½"



Molded ABS Footplates are designed to provide precise positioning for children with more spasticity. They also help with leg alignment and knee flexion.

Molded ABS

SML (2012042) *3" x 7"

MED (2012043) *3" x 10¾"

LRG (2012044) *3½" x 11½"



Molded ABS Footplates with Ratchet Straps helps to secure the riders foot in a specific position. Recommended for children with plantar flexion.

Molded ABS with Ratcheting Straps

SML (2012052) *3" x 7"

MED (2012053) *3" x 10¾"

LRG (2012054) *3½" x 11½"


PEDAL ADD-ONS - (Optional)



1/4 Inch Footplate Spacers (2412050)

Please add how many spacers are needed below. (Maximum 8 per side)

____ left + ____ right = ____ total



Pulley String

Front pulley assists with plantar flexion and rear pulley helps self-level the pedals.

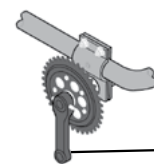
Front (2115022)

CRANK ARMS - Select one

3" Alloy Crank (N/C)

4" Alloy Crank (N/C)

5" Alloy Crank (STD)
(5012255) *Recommended



Crank Arm

Crank Arm Length Shortener *reduces length by ½" (optional)

Left Side (2012049)

Right Side (2012050)

Both Sides (2012047)

CHAINGUARD - Select one



Heavy Duty Steel Chainguard (STD) (STD CHAINGUARD)



ABS Enclosed (ABS ENCLOSED)

*Recommended for multi-user environments.

SEATING ACCESSORIES (Optional)

Neoprene Chest Harness



Medium
(2114077)

Large
(2114078)

Extra Large
(2114079)

Flip-Up Abductor



Flip-Up Abductor
(2020205)

This Flip-Up Abductor assists with leg/knee separation during pedaling and is mounted securely to the underside of the seat.

HEADRESTS (Optional)



Adjustable Backrest Extension
(Backrest Ext)

The backrest extension extends the seat backing height an additional 7" and can be removed for ease of transport.



Adjustable Headrest with Occiput Support Cushion
(HEADREST PLUS)

The adjustable head rest with an occiput support cushion provides additional neck support for the rider. The cushion comes with velcro and can be removed or adjusted as required.

ACCESSORIES - (Optional)



Leg Braces

*Only available with molded footplates.
*Requires Rear Pulley.

Left Side Only
(LEG BRACE L)

Right Side Only
(LEG BRACE R)

Pair (LEG BRACE PAIR)

Inseam: _____

Calf Circumference: _____

Measurement with AFO's



Rear Platform
(REAR PLATFORM)



Spoke Covers (3)
(2112341)



Cane/Crutch Holder
(2125060)



Removable Canopy
(6515011)

*Requires T-Bar or Rear Steer

ACCESSORIES - (Optional)



Tool Pouch
(6300022)



Bike Cover
(6315604)

CUSTOMER INFORMATION

Dealer/Vendor: _____

Contact Person: _____

Address: _____

City: _____ Prov./State: _____

Postal/Zip Code: _____ Ordered by: _____

Phone: _____ Fax: _____

Email: _____

ORDER INFORMATION

Purchase Order: _____

Order Date: _____ Quote Date: _____

FCI Representative: _____

Payment Terms: _____

CREDIT CARD (CHECK ONE) ☐ Visa ☐ MasterCard Exp. Date: _____

Card Number: _____

Name On Card: _____

Signature: _____

SHIPPING INSTRUCTIONS

Name: _____

Address: _____

City: _____

Province/State: _____

Postal/Zip Code: _____ Phone: _____

Federal ID/SS#: _____

PRIVACY POLICY

Freedom Concepts Inc. collects, uses and discloses personal information of the Customer and/or Rider to properly assemble and manufacture the mobility device and may contact the Rider's therapist for additional personal information to assist with this process. The collection, use and disclosure of the personal information of the Customer and/or the Rider is governed by any consent which may, from time to time, be provided, and by the Freedom Concepts Inc. Privacy Policy which is available on our website www.freedomconcepts.com or by contacting our office. By signing below, you hereby warrant that you have the authority to bind the Rider and hereby authorize the collection, use, and disclosure of personal information as herein provided and in accordance with the Freedom Concepts Inc. Privacy Policy.

TERMS AND CONDITIONS

Prices are subject to change without notice. Prepaid or net 30 days O.A.C. All taxes extra. Freight extra. Manufacturer reserves the right to change prices, colors, features, dates, locations and products without notice. Residential delivery charge may apply. Duty and brokerage included where applicable.

CUSTOMER SIGNATURE

PHOTO RELEASE

I hereby give permission to Freedom Concepts Inc. to use photographs of me or my child for the sole purpose of the company's promotional use, and will not be distributed to third parties. ☐ YES ☐ NO

I would like to receive regular updates. ☐ SNAIL MAIL ☐ EMAIL ☐ NO

SIGNATURE OF RIDER/PARENT

Questions?
1-800-661-9915

NOTES: