

2024 Evaluation Form

AS2000

CREATING A CYCLE OF mobility

Inseam Range: 22" - 29"

The AS2000 is an upright adaptive tricycle for riders ages 14 and up. This bike provides plenty of adjustability to allow riders to grow with it for years to come.



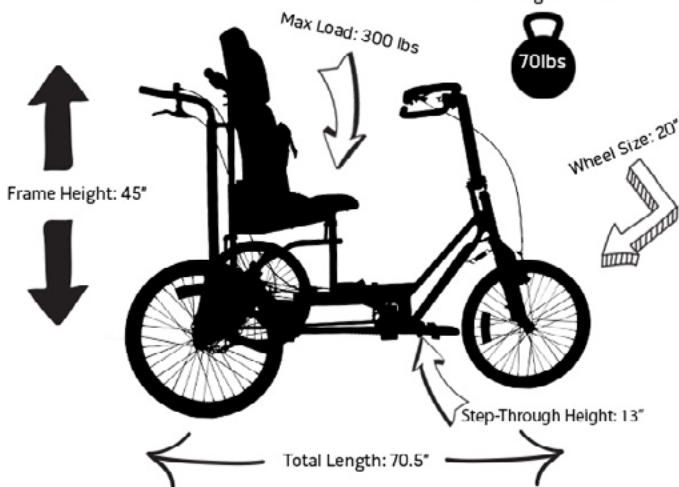
AS2000 MODEL SPECIFICATIONS

Rider Age	14+
Max Load (lbs)	225 (300 with HD wheels)
Bike Weight (lbs)	70
Frame Height	45"
Total Length	70.5"
Bike Width	35"
Step-Through Height	13"

Measurements Include Rear Steering Handle and High Back Seating

Sizing Guide: Inseam 22" - 29"

Bike Weight: 70 lbs



Tips For Choosing an Adaptive Bike

1. Measure Inseam

The measurement we use to ensure each rider gets the correct size of adaptive bicycle is called an inseam. To find an inseam, measure the distance between the bottom of the rider's heel to the top of the rider's inner thigh. Make sure the rider's inseam measurement matches the inseam range for the adaptive bicycle.

2. Know Your Accessories

We offer many different accessories to help people of all abilities experience freedom. Make sure to look through all of our available accessories to make sure the adaptive bike will work for the rider. More information on all of our accessories is available at: www.freedomconcepts.com/product-lines/adaptive-bikes/accessories/

3. We Do Custom

If none of our current models of adaptive bicycles work for you, we are able to custom build a bicycle that will. Please contact us at 1-800-661-9915 for more information.

RIDER INFORMATION

Rider's Name: _____ Male Female Height: _____ Inches _____ cm




Date of Birth: _____ Weight: _____ Lbs _____ Kgs













Inseam: _____


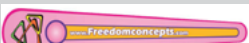


Diagnosis: _____




AS2000

- Inseam Range: 23" - 34" - SHADED ITEMS INCLUDED IN BASE MODEL PRICE




MODEL		FRAME ADD-ONS - (Optional)	
	The standard AS2000 model accommodates an inseam range of 22"-29".		The AS2000 Extended Frame adds five inches to the AS 2000.
	A narrower version of the AS2000, the AS2000 Narrow features a 31" wide rear axle - perfect for traveling through standard door openings and hallways.		
<input checked="" type="checkbox"/> AS 2000 (AS2000) \$4,995		Extended Frame \$220 *Extends frame 5 inches (EXTENDEDFRAME)	Narrow Frame (NARROW FRAME) \$220

FRAME COLORS- Select one			
Standard Options		Additional Options	
			
Candy Blue (CANDY BLUE) (STD)	Hot Rod Purple (HOT ROD PURPLE) (STD)	Electric Green (GREEN) (STD)	Cherry Red (RED) (STD)
			
Arctic Teal (TEAL) \$115	Blaze Orange (ORANGE) \$115	Radiant Pink (PINK) \$115	Chrome (CHROME) \$115
			
Midnight (BLACK) \$115	Snow (WHITE) \$115	Fossil (FOSSIL) \$115	Color combination (COLORCOMBO) \$130
Custom Color (CUSTOM COLOR) \$270 Please indicate custom color note here:		Please indicate primary frame color: Please indicate secondary accent color:	

DECAL OPTIONS - Select one		NAMEPLATE (Optional)		BELL & SQUEAKY HORN (Select one Bell & one Horn)					
Racer (STD) (6401332) 	Hibiscus (STD) (6401343) 	Black & White (STD) (6401320) 	Custom Nameplate Nameplate (NAMEPLATE SP) \$100 Notes: 	Bells (STD)	Squeaky Horns (Optional) (STD)	Red (5015014)	Dog (5015063)	Dino (5015062)	Turtle (5015074)
				Blue (5015011)	Frog (5015065)	Purple (5015013)	Cat (5015061)	Penguin (5015068)	Giraffe (5015075)
				Gold (5015012)	Parrot (5015070)	Black (5015010)	Orca (5015067)	Unicorn (5015071)	Tiger (5015069)
								Shark (5015072)	

WHEEL AND TIRE SELECTION - Please fill-out one column		
		
Smooth Solid Tires (SMOOTH SOLID TIRES) (STD) Ideal for indoor and outdoor use, with limited speeds and/or with caregiver present	Knobby Pneumatic Tires (2112352) \$115 Ideal for indoor and outdoor use, with limited speeds and/or caregiver present	Smooth Pneumatic Tires (2112351) \$115 Ideal for indoor and outdoor use, with limited speeds and/or caregiver present
Wheel Add-On: Heavy Duty Rim (HD WHEELS) \$355	Wheel Add-On: Heavy Duty Rim (HD WHEELS) \$355	Wheel Add-On: Heavy Duty Rim (HD WHEELS) \$355


HANDLEBAR OPTIONS - Select one

		
Hoop Handlebars (2111001) (STD)	Enclosed Hoop Handlebars (2111003) \$75	Wide Handlebars (2111007) \$65

STEERING OPTIONS - Select setup

Unlocked Steering (STD) (STEERUNLOCKED) <i>This option allows the rider to control the steering.</i>	Locked Steering (N/C) (STEERLOCKED) <i>This option takes steering control away from the rider so the caregiver can have full control of the bike with the Rear-Steering Handle.</i>
<i>*Please note you can change the steering from unlocked to locked by using the Freedom Concepts multi-tool that comes with every bike.</i>	

REAR STEERING

	Rear Steering Handle \$685 (REAR STEER)
---	---

REAR STEERING ADD-ONS

	Pushbar Steering \$185 (2125006) <i>*Requires Rear Steering Handle</i>		Hoop Handlebar \$175 (2125005) <i>*Requires Rear Steering Handle</i>
---	---	---	---

PROPULSION - Please fill out one column

Direct Drive (STD) (DIRECT DRIVE) <i>When the bike is moving, the pedals are moving.</i> Pedal Power: Extra Easy (EXTRA_EASY) Easy (EASY) Average (AVERAGE) Challenging (CHALLENGING)	Free Wheel \$80 (FREE WHEEL) <i>Allows legs to rest while the bike coasts forward.</i> Pedal Power: Average (AVERAGE) Challenging (CHALLENGING)	On/Off Pin Reciprocator \$235 (ON-OFF) <i>Alternate from Free Wheel mode or Direct Drive by engaging the On/Off Pin Reciprocator.</i> Pedal Power: Easy (EASY) Average (AVERAGE) 	3-Speed Coaster Brake with Reverse \$620 (2060014) 5-Speed Coaster Brake with Reverse \$620 (2060016) Shifter Location: Right (SHIFTHB) Handlebar Rear Steering Handle (SHIFTRS) T-Bar (SHIFTTB)
--	--	--	--

Seating System

Please Fill Out Either The Child Set Up or The Adult Set Up
Please note that all seat bases come with a seat belt and all highback backrests come with a chest strap

Child Seat	12.5" width, 12.5" depth
Child High Back	13" width, 18" height
Child Low Back	13" width, 7.5" height
Adult Seat	16.75" width, 14" depth
Adult Low Back	17" width, 10" height
Adult High Back	17" width, 18" height



The 2" raised pommel keeps riders further back in their seats while helping with stability and promotes leg abduction.



A narrow seat aids in clearance and in pass-through. The nose of the seat is slightly narrower to aid with pedaling.



The standard seat will fit and function for most riders.

CHILD SET UP

Seat Base	
Child Seat (6114013)	\$115
Child Narrow Seat (6114014)	\$115
Child Pommel Seat (6114010)	\$115
Child Narrow Pommel Seat (6114016)	\$220
Four-Point Neoprene Hip Stabilizer Belt (2125273) *OPTIONAL \$205	
Back Rest	
Child Low Back (2114009)	(N/C)
Child High Back (2114010)	\$115




ADULT SET UP (Recommended)

Seat Base	
Adult Seat (2114061)	(STD)
Adult Narrow Seat (6114017)	\$115
Adult Pommel Seat (6114018)	\$115
Adult Narrow Pommel Seat (6114020)	\$220
Four-Point Neoprene Hip Stabilizer Belt (2125274) *OPTIONAL \$205	
Back Rest	
Adult Low Back (2114018)	(STD)
Adult High Back (2114020)	\$115





SEATING ACCESSORIES (Optional)

Neoprene Chest Harness 	Laterals (<i>Width and height adjustable, comes with an adjustable track system</i>) 	Flip-Up Abductor 
<p>Medium \$125 (2114077)</p> <p>Large \$125 (2114078)</p> <p>Extra Large \$125 (2114079)</p>	<p>Pair of Standard Small Laterals \$730 <i>Small Laterals Chest Width: 8½" - 11¼"</i> (2114070)</p> <p>Pair of Standard Large Laterals \$730 <i>Large Laterals Chest Width: 12"-15"</i> (2114072)</p> <p>Chest Width: _____ Seat-to-Armpit: _____</p> <p>Laterals Add-On:</p> <p>Narrow Laterals \$150 (2125033) *Shifts chest width range 2" narrower</p>	<p>Flip-Up Abductor \$370 (2020205)</p> <p><i>This flip-up abductor assists with leg/knee separation during pedaling and is mounted securely to the underside of the seat.</i></p>



HEADRESTS (Optional)

		
<p>Adjustable Backrest Extension \$210 (Backrest Ext)</p> <p><i>The backrest extension extends the seat backing height an additional 7" and can be removed for ease of transport.</i></p> <p><i>Tip: A Low Back Seat and the Adjustable Backrest Extension can be combined to create a height-adjustable backrest.</i></p>	<p>Adjustable Headrest with Occiput Support Cushion \$390 (HEADREST PLUS) *Requires Highback Seat</p> <p><i>The adjustable headrest with an occiput support cushion provides additional neck support for the rider. The cushion comes with velcro and can be removed or adjusted as required.</i></p>	<p>Head and Neck Support System *Requires Highback Seat</p> <p>*Please call 1-800-661-9915 for sizing and part number. In some cases we are able to adapt our seatback to accommodate common wheelchair headrests.</p>



PEDAL OPTIONS - Select one

			
<p><i>Mountain Pedals are recommended for riders that have more control and high tone muscle control.</i></p>	<p><i>The Neoprene Adjustable Footplates provide an easy way to maintain proper positioning and pedal pressure. Recommended for children with low muscle tone.</i></p>	<p><i>Molded ABS Footplates are designed to provide precise positioning for children with more spasticity. They also help with leg alignment and knee flexion.</i></p>	<p><i>Molded ABS Footplates with Ratchet Straps help to secure the riders feet in a specific position. Recommended for children with plantar flexion.</i></p>
<p>Mountain Pedals with Toe Cage (STD) (2112081)</p>	<p>Neoprene Adjustable \$380</p> <p>SML (2012031) *4" x 7"</p> <p>MED (2012032) *4½" x 10"</p> <p>LRG (2012033) *5" x 11½"</p> <p>XL (2012034) *6" x 12"</p>	<p>Molded ABS \$430</p> <p>SML (2012042) *3" x 7"</p> <p>MED (2012043) *3" x 10¼"</p> <p>LRG (2012044) *3½" x 11½"</p> <p>XL (2012045) *4" x 13"</p>	<p>Molded ABS with Ratcheting Straps \$550</p> <p>SML (2012052) *3" x 7"</p> <p>MED (2012053) *3" x 10¼"</p> <p>LRG (2012054) *3½" x 11½"</p> <p>XL (2012056) *4" x 13"</p>

PEDAL ADD-ONS - (Optional)

	
<p>1/4 Inch Footplate Spacers \$6 each (2412050)</p> <p>Please add how many spacers are needed below. (Maximum 8 per side)</p> <p>_____ left + _____ right = _____ total</p>	<p>Pulley String \$35</p> <p><i>Front pulley assists with plantar flexion and rear pulley helps self-level the pedals.</i></p> <p>Front Rear (2115020) (2115025)</p>

CHAINGUARD - Select one

	
<p>Heavy Duty Steel Chainguard (STD) (STD CHAINGUARD)</p>	<p>ABS Enclosed \$235 (ABS ENCLOSED)</p> <p>*Recommended for multi-user environments.</p>

BRAKE OPTIONS AND POSITIONS

Select First Brake Position (Included)

*Please select one option

- Left Handlebar (2113312) *Not available with High Rise Handlebars
- Right Handlebar (2113311) *Not available with High Rise Handlebars
- Rear Steering Handlebar (2113313) *Requires Rear Steering Handle
- T-bar (2113315)

(STD)

Select Second Brake Position (Included)

*Please select one option - must differ from first brake position (STD)

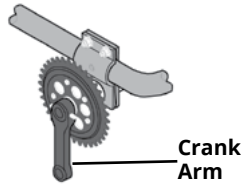
- Left Handlebar (2113322) *Not available with High Rise Handlebars
- Right Handlebar (2113321) *Not available with High Rise Handlebars
- Rear Steering Handlebar (2113323) *Requires Rear Steering Handle
- T-bar (2113324)

BRAKE ADD-ON

Adjustable Drag Brake (2013215) **\$180**

CRANK ARMS - Select one

- 3" Alloy Crank (N/C) (5012252)
- 4" Alloy Crank (N/C) (5012254)
- 5" Alloy Crank (STD) (5012255) *Recommended



Crank Arm Length Shortener

*reduces length by 1/2" (optional)

- Left Side (2012049) **\$85**
- Right Side (2012050) **\$85**
- Both Sides (2012047) **\$170**

FRONT FORK - Select one



Rigid Chrome Fork (STD) (5011021)



Suspension Fork **\$185** (5011026)

*Required for electric assist



Adjustable Tilt Fork **\$700** (2111262)

The adjustable tilt fork allows therapists and caregivers to add or reduce the amount of tilt (up to roughly 8 degrees) this helps to improve the rider's overall comfort and positioning.

ACCESSORIES - (Optional)



Velcro Hand-Eye Coordination Gloves **\$100**

- XS (6315031) 5 1/2" height x 1 3/4" wrist
- SML (6315033) 6" height x 2" wrist
- MED (6315034) 7" height x 2 1/4" wrist
- LRG (6315035) 8" height x 3 3/4" wrist



Indoor Stationary Trainer **\$575** (2022310)



Leg Braces
*Only available with molded footplates.
*Requires Rear Pulley.

- Left Side Only (LEG BRACE L) **\$600**
- Right Side Only (LEG BRACE R) **\$600**
- Pair (LEG BRACE PAIR) **\$1,200**

Inseam: _____
Calf Circumference: _____
Measurement with AFO's



Rear Platform **\$435** (REAR PLATFORM)



Removable Canopy **\$205** (6515011)

ACCESSORIES - (Optional)



Spoke Covers (3) **\$125** (2112341)



Adjustable Tablet/Phone Holder **\$210**

- Tablet (5025070)
- Phone (5025080)



Cane/Crutch Holder **\$330** (2125060)









Padded Adduction Strap **\$130** (6320060)



Electric Assist Motor **\$2,355** (2125361)

- *Requires Rear Platform
- *Requires Suspension Fork

ACCESSORIES - (Optional)

					
Oxygen Tank Holder \$380 (2125010) *Fits Size D/E Tanks	Communication Tray \$370 (2125281)	Simulated Sheepskin Cover Child Seat (6114070) \$130 Adult Seat (6114080) \$145	Mirror \$65 (5015040)	Tool Pouch \$35 (6300022)	Bike Cover \$180 (6315602)

CUSTOMER INFORMATION

Dealer/Vendor: _____

Contact Person: _____

Address: _____

City: _____ Prov./State: _____

Postal/Zip Code: _____ Ordered by: _____

Phone: _____ Fax: _____

Email: _____

ORDER INFORMATION

Purchase Order: _____

Order Date: _____ Quote Date: _____

FCI Representative: _____

Payment Terms: _____

CREDIT CARD (CHECK ONE) Visa MasterCard Exp. Date: _____

Card Number: _____

Name On Card: _____

Signature: _____

SHIPPING INSTRUCTIONS

Name: _____

Address: _____

City: _____

Province/State: _____

Postal/Zip Code: _____ Phone: _____

Federal ID/SS#: _____

NOTES:

PRIVACY POLICY

Freedom Concepts Inc. collects, uses and discloses personal information of the Customer and/or Rider to properly assemble and manufacture the mobility device and may contact the Rider's therapist for additional personal information to assist with this process. The collection, use and disclosure of the personal information of the Customer and/or the Rider is governed by any consent which may, from time to time, be provided, and by the Freedom Concepts Inc. Privacy Policy which is available on our website www.freedomconcepts.com or by contacting our office. By signing below, you hereby warrant that you have the authority to bind the Rider and hereby authorize the collection, use, and disclosure of personal information as herein provided and in accordance with the Freedom Concepts Inc. Privacy Policy.

TERMS AND CONDITIONS

Prices are subject to change without notice. Prepaid or net 30 days O.A.C. All taxes extra. Freight extra. Manufacturer reserves the right to change prices, colors, features, dates, locations and products without notice. Residential delivery charge may apply. Duty and brokerage included where applicable.

CUSTOMER SIGNATURE

PHOTO RELEASE

I hereby give permission to Freedom Concepts Inc. to use photographs of me or my child for the sole purpose of the company's promotional use, and will not be distributed to third parties. YES NO

I would like to receive regular updates. SNAIL MAIL EMAIL NO

SIGNATURE OF RIDER/PARENT