

2024 Evaluation Form

AS2600

Inseam Range: 26" - 33"

The AS2600 is an upright adaptive tricycle and is the largest single-rider bike we make, providing teens and adults the opportunity to stay active as they get older. This model is designed for riders 14 years old and up, and can accommodate riders up to 300 lbs - Our largest weight capacity in our line of adaptive tricycles.



CREATING A CYCLE OF mobility

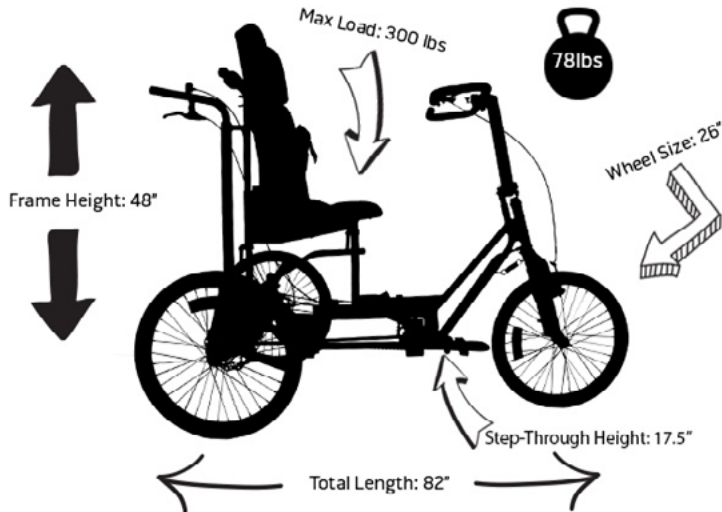


AS2600 MODEL SPECIFICATIONS	
Rider Age	14+
Max Load (lbs)	300
Bike Weight (lbs)	78
Height	48"
Total Length	82"
Bike Width	36"
Step-Through Height	17.5"

Measurements Include Rear Steering Handle and High Back Seating

Sizing Guide: Inseam 26" - 33"

Bike Weight: 78 lbs



Tips For Choosing an Adaptive Bike

1. Measure Inseam

The measurement we use to ensure each rider gets the correct size of adaptive bicycle is called an inseam. To find an inseam, measure the distance between the bottom of the rider's heel to the top of the rider's inner thigh. Make sure the rider's inseam measurement matches the inseam range for the adaptive bicycle.

2. Know Your Accessories

We offer many different accessories to help people of all abilities experience freedom. Make sure to look through all of our available accessories to make sure the adaptive bike will work for the rider. More information on all of our accessories is available at: www.freedomconcepts.com/product-lines/adaptive-bikes/accessories/

3. We Do Custom

If none of our current models of adaptive bicycles work for you, we are able to custom build a bicycle that will. Please contact us at 1-800-661-9915 for more information.

RIDER INFORMATION

Rider's Name: _____ Male Female Height: _____ Inches _____ cm

Date of Birth: _____ Weight: _____ Lbs _____ Kgs


Inseam: _____





Diagnosis: _____

AS2600

- Inseam Range: 25"+ - SHADED ITEMS INCLUDED IN BASE MODEL PRICE

MODEL	
	
<p>The standard AS2600 model accommodates an inseam range of 25"+.</p>	
<input checked="" type="checkbox"/> AS2600 (AS2600)	\$5,595




FRAME COLORS- Select one			
Standard Options		Additional Options	
			
Candy Blue (CANDY BLUE) (STD)		Arctic Teal (TEAL) \$115	Midnight (BLACK) \$115
Hot Rod Purple (HOT ROD PURPLE) (STD)		Blaze Orange (ORANGE) \$115	Snow (WHITE) \$115
Electric Green (GREEN) (STD)		Radiant Pink (PINK) \$115	Fossil (FOSSIL) \$115
Cherry Red (RED) (STD)		Chrome (CHROME) \$115	
Custom Color (CUSTOM COLOR) \$270 Please indicate custom color note here:		Color combination (COLORCOMBO) \$130 Please indicate primary frame color: Please indicate secondary accent color:	

DECAL OPTIONS - Select one	NAMEPLATE (Optional)	BELL & SQUEAKY HORN (Select one Bell & one Horn)	
Racer (STD) (6401332)  Hibiscus (STD) (6401343)  Black & White (STD) (6401320) 	Custom Nameplate Nameplate \$100 (NAMEPLATE SP) Notes: 	Bells (STD) Red (5015014) Blue (5015011) Purple (5015013) Gold (5015012) Black (5015010)	Squeaky Horns (Optional) (STD) Dog (5015063) Dino (5015062) Turtle (5015074) Frog (5015065) Penguin (5015068) Giraffe (5015075) Cat (5015061) Unicorn (5015071) Parrot (5015070) Tiger (5015069) Orca (5015067) Shark (5015072)

TIRE SELECTION

<input checked="" type="checkbox"/> Street Pneumatic (STD) (2112550) <i>Ideal for more independent riders, wanting to ride at faster speeds</i>


HANDLEBAR OPTIONS - Select one

					
Hoop Handlebars (2111001)	(STD)	Enclosed Hoop Handlebars (2111003)	\$75	Wide Handlebars (2111007)	\$65

STEERING OPTIONS - Select setup

Unlocked Steering (STEERUNLOCKED) (STD)	Locked Steering (N/C) (STEERLOCKED)
<i>This option allows the rider to control the steering.</i>	<i>This option takes steering control away from the rider so the caregiver can have full control of the bike with the Rear-Steering Handle.</i>
<small>*Please note you can change the steering from unlocked to locked by using the Freedom Concepts multi-tool that comes with every bike.</small>	

REAR STEERING

	
Rear Steering Handle (REAR STEER)	\$685

REAR STEERING ADD-ONS

	
Pushbar Steering (2125006)	Hoop Handlebar (2125005)
\$185	\$175
<small>*Requires Rear Steering Handle</small>	<small>*Requires Rear Steering Handle</small>


PROPULSION - Please fill out one column

<p>Direct Drive (STD) (DIRECT DRIVE)</p> <p><i>When the bike is moving, the pedals are moving.</i></p> <p>Pedal Power:</p> <p>Extra Easy (EXTRA_EASY)</p> <p>Easy (EASY)</p> <p>Average (AVERAGE)</p> <p>Challenging (Challenging)</p>	<p>Free Wheel \$80 (FREE WHEEL)</p> <p><i>Allows legs to rest while the bike coasts forward.</i></p> <p>Pedal Power:</p> <p>Average (AVERAGE)</p> <p>Challenging (CHALLENGING)</p>	<p>On/Off Pin \$235 Reciprocator (ON-OFF)</p> <p><i>Alternate from Free Wheel mode or Direct Drive by engaging the On/Off Pin Reciprocator.</i></p> <p>Pedal Power:</p> <p>Easy (EASY)</p> <p>Average (AVERAGE)</p> 	<p>3 Speed \$620 Coaster Brake with Reverse (2060014)</p> <p>5 Speed \$620 Coaster Brake with Reverse (2060016)</p> <p>Shifter Location:</p> <p>Right (SHIFTHB) Handlebar</p> <p>Rear (SHIFTRS) Steering Handle</p> <p>T-Bar (SHIFTTB)</p>
--	--	--	---


Seating System

Please note that all seat bases come with a seat belt and all highback backrests come with a chest strap


Adult Seat	16.75" width, 14" depth
Adult Low Back	17" width, 10" height
Adult High Back	17" width, 18" height



The 2" raised pommel keeps riders further back in their seats while helping with stability and promotes leg abduction.



A narrow seat aids in clearance and in pass-through. The nose of the seat is slightly narrower to aid with pedaling.



The standard seat will fit and function for most riders.

ADULT SET UP

Seat Base

Adult Seat (2114061)	(STD)
Adult Narrow Seat (6114017)	\$115
Adult Pommel Seat (6114018)	\$115
Adult Narrow Pommel Seat (6114020)	\$220

Four-Point Neoprene Hip Stabilizer Belt (2125274) *OPTIONAL \$205





Back Rest

Adult Low Back (2114018)	(STD)
Adult High Back (2114020)	\$115





SEATING ACCESSORIES (Optional)

Neoprene Chest Harness 	Laterals (Width and height adjustable, comes with an adjustable track system) 	Flip-Up Abductor 
<p>Medium \$125 (2114077)</p> <p>Large \$125 (2114078)</p> <p>Extra Large \$125 (2114079)</p>	<p>Pair of Standard Small Laterals \$730 <i>Small Laterals Chest Width: 8½" - 11¼"</i> (2114070)</p> <p>Pair of Standard Large Laterals \$730 <i>Large Laterals Chest Width: 12"-15"</i> (2114072)</p> <p>Chest Width: _____ Seat-to-Armpit: _____</p> <p>Laterals Add-On:</p> <p>Narrow Laterals \$150 (2125033) *Shifts chest width range 2" narrower</p>	<p>Flip-Up Abductor \$370 (2020205)</p> <p><i>This flip-up abductor assists with leg/knee separation during pedaling and is mounted securely to the underside of the seat.</i></p>



HEADRESTS (Optional)

 		
<p>Adjustable Backrest Extension \$210 (Backrest Ext)</p> <p><i>The backrest extension extends the seat backing height an additional 7" and can be removed for ease of transport.</i></p> <p><i>Tip: A Low Back Seat and the Adjustable Backrest Extension can be combined to create a height-adjustable backrest.</i></p>	<p>Adjustable Headrest with Occiput Support Cushion \$390 (HEADREST PLUS) *Requires Highback Seat</p> <p><i>The adjustable headrest with an occiput support cushion provides additional neck support for the rider. The cushion comes with velcro and can be removed or adjusted as required.</i></p>	<p>Head and Neck Support System *Requires Highback Seat</p> <p>*Please call 1-800-661-9915 for sizing and part number. In some cases we are able to adapt our seatback to accommodate common wheelchair headrests.</p>



PEDAL OPTIONS - Select one

			
<p><i>Mountain Pedals are recommended for riders that have more control and high tone muscle control.</i></p> <p>Mountain Pedals with Toe Cage (STD) \$380 (2112081)</p>	<p><i>The Neoprene adjustable footplate is a quick and easy way to maintain proper positioning and pedal pressure. Recommended for children with low muscle tone.</i></p> <p>Neoprene Adjustable \$380</p> <p>MED (2012032) *4½" x 10"</p> <p>LRG (2012033) *5" x 11½"</p> <p>XL (2012034) *6" x 12"</p>	<p><i>Molded ABS Footplates are designed to provide precise positioning for children with more spasticity. They also help with leg alignment and knee flexion.</i></p> <p>Molded ABS \$430</p> <p>MED (2012043) *3" x 10¾"</p> <p>LRG (2012044) *3½" x 11½"</p> <p>XL (2012045) *4" x 13"</p>	<p><i>Molded ABS Footplates with Ratchet Straps helps to secure the riders foot in a specific position. Recommended for children with plantar flexion.</i></p> <p>Molded ABS with Ratcheting Straps \$550</p> <p>MED (2012053) *3" x 10¾"</p> <p>LRG (2012054) *3½" x 11½"</p> <p>XL (2012056) *4" x 13"</p>

PEDAL ADD-ONS - (Optional)

	
<p>1/4 Inch Footplate Spacers \$6 each (2412050)</p> <p>Please add how many spacers are needed below. (Maximum 8 per side)</p> <p>_____ left + _____ right = _____ total</p>	<p>Pulley String \$35</p> <p><i>Front pulley assists with plantar flexion and rear pulley helps self-level the pedals.</i></p> <p>Front \$35 Rear \$35 (2115020) (2115025)</p>

CHAINGUARD - Select one

	
<p>Heavy Duty Steel Chainguard (STD) (STD CHAINGUARD)</p>	<p>ABS Enclosed \$235 (ABS ENCLOSED)</p> <p>*Recommended for multi-user environments.</p>

BRAKE OPTIONS AND POSITIONS

Select First Brake Position (Included)

*Please select one option (STD)

Left Handlebar (2113312) *Not available with High Rise Handlebars

Right Handlebar (2113311) *Not available with High Rise Handlebars

Rear Steering Handlebar (2113313) *Requires Rear Steering Handle

T-bar (2113315)

Select Second Brake Position (Included)

*Please select one option - must differ from first brake position (STD)

Left Handlebar (2113322) *Not available with High Rise Handlebars

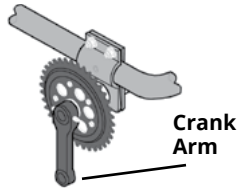
Right Handlebar (2113321) *Not available with High Rise Handlebars

Rear Steering Handlebar (2113323) *Requires Rear Steering Handle

T-bar (2113324)

CRANK ARMS - Select one

- 3" Alloy Crank (N/C) (5012252)
- 4" Alloy Crank (N/C) (5012254)
- 5" Alloy Crank (STD) (5012255) *Recommended**
- 6" Alloy Crank (N/C) (5012251)



Crank Arm Length Shortener

*reduces length by 1/2" (optional)

- Left Side** (2012049) **\$85**
- Right Side** (2012050) **\$85**
- Both Sides** (2012047) **\$170**

FRONT FORK



X Suspension Fork (STD) (2411552)

BRAKE ADD-ON (Optional)

Adjustable Drag Brake (2013215)
\$175

ACCESSORIES - (Optional)



Velcro Hand-Eye Coordination Gloves **\$100**

- XS** (6315031) **SML** (6315033)
5½" height x 1¾" wrist 6" height x 2" wrist
- MED** (6315034) **LRG** (6315035)
7" height x 2¾" wrist 8" height x 3¾" wrist



Indoor Stationary Trainer **\$575**
(2022340)



Leg Braces
*Only available with molded footplates.
*Requires Rear Pulley.

- Left Side Only** **\$600**
(LEG BRACE L)
- Right Side Only** **\$600**
(LEG BRACE R)
- Pair (LEG BRACE PAIR)** **\$1,200**

Inseam: _____
Calf Circumference: _____
Measurement with AFO's



Rear Platform **\$435**
(REAR PLATFORM)



Removable Canopy **\$205**
(6515011)

ACCESSORIES - (Optional)



Spoke Covers (3) **\$125**
(2112340)



Adjustable Tablet/Phone Holder **\$210**

- Tablet** (5025070)
- Phone** (5025080)



Cane/Crutch Holder **\$330**
(2125060)



Padded Adduction Strap **\$130**
(6320060)



Electric Assist Motor **\$2,355**
(2125361)

- *Requires Rear Platform
- *Requires Suspension Fork

ACCESSORIES - (Optional)

					
Oxygen Tank Holder \$380 (2125010) *Fits Size D/E Tanks	Communication Tray \$370 (2125281)	Simulated Sheepskin Cover Child Seat (6114070) \$130 Adult Seat (6114080) \$145	Mirror \$65 (5015040)	Tool Pouch \$35 (6300022)	Bike Cover \$180 (6315602)

CUSTOMER INFORMATION

Dealer/Vendor: _____

Contact Person: _____

Address: _____

City: _____ Prov./State: _____

Postal/Zip Code: _____ Ordered by: _____

Phone: _____ Fax: _____

Email: _____

ORDER INFORMATION

Purchase Order: _____

Order Date: _____ Quote Date: _____

FCI Representative: _____

Payment Terms: _____

CREDIT CARD (CHECK ONE) Visa MasterCard Exp. Date: _____

Card Number: _____

Name On Card: _____

Signature: _____

SHIPPING INSTRUCTIONS

Name: _____

Address: _____

City: _____

Province/State: _____

Postal/Zip Code: _____ Phone: _____

Federal ID/SS#: _____

NOTES:

PRIVACY POLICY

Freedom Concepts Inc. collects, uses and discloses personal information of the Customer and/or Rider to properly assemble and manufacture the mobility device and may contact the Rider's therapist for additional personal information to assist with this process. The collection, use and disclosure of the personal information of the Customer and/or the Rider is governed by any consent which may, from time to time, be provided, and by the Freedom Concepts Inc. Privacy Policy which is available on our website www.freedomconcepts.com or by contacting our office. By signing below, you hereby warrant that you have the authority to bind the Rider and hereby authorize the collection, use, and disclosure of personal information as herein provided and in accordance with the Freedom Concepts Inc. Privacy Policy.

TERMS AND CONDITIONS

Prices are subject to change without notice. Prepaid or net 30 days O.A.C. All taxes extra. Freight extra. Manufacturer reserves the right to change prices, colors, features, dates, locations and products without notice. Residential delivery charge may apply. Duty and brokerage included where applicable.

CUSTOMER SIGNATURE

PHOTO RELEASE

I hereby give permission to Freedom Concepts Inc. to use photographs of me or my child for the sole purpose of the company's promotional use, and will not be distributed to third parties. YES NO

I would like to receive regular updates. SNAIL MAIL EMAIL NO

SIGNATURE OF RIDER/PARENT