



2024 Evaluation Form

Defier

Inseam Range: 19" - 34"

Arm Length Range: 16" - 32"

Designed for riders 10 years old and up, the Defier is our semi-recumbent handcycle. This model combines features from our EHDU Upright Handcycles and our ASR Odyssey series to create an enjoyable riding experience. This handcycle offers a stable ride without compromising performance, allowing the rider to reach higher speeds all while being visible to road traffic.



DEFIER MODEL SPECIFICATIONS	
Rider Age	10+
Max Load (lbs)	225
Bike Weight (lbs)	81
Frame Height	36"
Total Length	89"
Bike Width	35"
Step-Through Height	16"

Measurements Include Rear Steering Handle and High Back Seating

Sizing Guide: Inseam 19" - 34"
Arm Length: 16" - 32"

Bike Weight: 81 lbs



Max Load: 225 lbs



Tips For Configuring an Adaptive Bike

1. Measure Inseam

The measurement we use to ensure each rider gets the correct size of adaptive bicycle is called an inseam. To find an inseam, measure the distance between the bottom of the rider's heel to the top of the rider's inner thigh. Make sure the rider's inseam measurement matches the inseam range for the adaptive bicycle.

2. Know Your Accessories

We offer many different accessories to help people of all abilities experience freedom. Make sure to look through all of our available accessories to make sure the adaptive bike will work for the rider. More information on all of our accessories is available at: www.freedomconcepts.com/product-lines/adaptive-bikes/accessories/

3. We Do Custom

If none of our current models of adaptive bicycles work for you, we are able to custom build a bicycle that will. Please contact us at 1-800-661-9915 for more information.

RIDER INFORMATION

Rider's Name: _____ | Male | Female | Height: _____ Inches _____ cm



Date of Birth: _____ | Weight: _____ Lbs _____ Kgs












Inseam: _____ | Arm Length: _____




Diagnosis: _____


DEFIER

- Inseam Range: 19" - 34" - SHADED ITEMS INCLUDED IN BASE MODEL PRICE



MODEL	FRAME ADD-ON (Optional)
 <p>The standard Defier model accommodates an arm length range of 16"-32" and an inseam range of 19"-34".</p>	 <p>The Narrow Defier is great for indoor riding, as it features a 31" wide rear axle - perfect for traveling through standard door openings and hallways.</p>
<input checked="" type="checkbox"/> Defier (EHDO20) \$5,950	Narrow Frame (NARROW FRAME) \$220

FRAME COLORS- Select one	
Standard Options	Additional Options
   	      
Candy Blue (CANDY BLUE) (STD) Hot Rod Purple (HOT ROD PURPLE) (STD) Electric Green (GREEN) (STD) Cherry Red (RED) (STD)	Arctic Teal (TEAL) \$115 Blaze Orange (ORANGE) \$115 Radiant Pink (PINK) \$115 Chrome (CHROME) \$115 Midnight (BLACK) \$115 Snow (WHITE) \$115 Fossil (FOSSIL) \$115
Custom Color (CUSTOM COLOR) \$270 Please indicate custom color note here:	Color combination (COLORCOMBO) \$130 Please indicate primary frame color: Please indicate secondary accent color:

DECAL OPTIONS - Select one
Racer (STD) (6401432) 
Hibiscus (STD) (6401443) 
Black & White (STD) (6401420) 

NAMEPLATE - (Optional)
Custom Nameplate Nameplate (NAMEPLATE SP) \$100 Notes:


BRAKE OPTIONS AND POSITIONS
A coaster brake comes standard on all Defiers. A second brake can be added to the Defier for no additional charge, but requires T-Handle Pedals or a Rear Steering Handle.
Second Brake Position (Optional) (N/C) *Please select only one option Left Handlebar (2113442) *Requires T-Handle Pedal Right Handlebar (2113441) *Requires T-Handle Pedal Rear Steering Handle (2113423) *Requires Rear Steering Handle

TIRE SELECTION - Select one	
	
Smooth Pneumatic (STD) (2112350) Ideal for more independent riders, wanting to ride at faster speeds Wheel Add-On: Heavy Duty Rim (HD Wheels) (\$355)	Knobby Pneumatic \$115 (2112352) Ideal for more independent riders, wanting to ride at faster speeds Wheel Add-On: Heavy Duty Rim (HD Wheels) (\$355)

REAR STEERING



Rear Steering Handle
(REAR STEER)

\$685

REAR STEERING ADD-ONS



Pushbar Steering
(2125006)

\$185

*Requires Rear Steering Handle



Hoop Handlebar
(2125005)

\$175

*Requires Rear Steering Handle

FOOT PLATFORMS *If ordering foot drive, this section is not required.



Upright Position

(STD)

SML (2060409) *3" x 7"

MED (2060410) *3" x 10¼"

LRG (2060411) *3½" x 11½"

XL (2060412) *4" x 13"

HAND PROPULSION

5 Speed Coaster Brake with Reverse (STD)
(2060015)

Shifter Location:

Right Handlebar (SHIFTHB)
*Requires T-Handle Pedal

Rear Steer (SHIFTRS)
*Requires Rear Steering Handle

U-Bar (2460070)

HAND PEDALS - Select one



Foam Covered Grip (N/C)
(2460492)



T-Handle Pedal (STD)
(2050190)

*Required for brake lever when Rear Steer or T-bar is not selected

CRANK ARMS - Select one

3" Alloy Crank (N/C)
(5012252)

4" Alloy Crank (STD)
(5012254)

5" Alloy Crank (N/C)
(5012255) *Recommended

6" Alloy Crank (N/C)
(5012251)



Seating System

Please Fill Out Either The Child Set Up or The Adult Set Up

Please note that all seat bases come with a seat belt and all highback backrests come with a chest strap

Child Seat	12.5" width, 12.5" depth
Child High Back	13" width, 18" height
Adult Seat	16.75" width, 14" depth
Adult High Back	18" width, 18" height
Adult Extended High Back	17" width, 22" height



The 2" raised pommel keeps riders further back in their seats while helping with stability and promotes leg abduction.



A narrow seat aids in clearance and in pass-through. Adult seating is not available with a Narrow Frame.



The bench seat is standard on all handcycle models without foot drive.

CHILD SET UP

Seat Base

Child Bench Seat (N/C)
(6114113) *Not suitable for Foot Drive

Child Seat \$115
(6114013)

Child Narrow Seat \$115
(6114014)

Child Pommel Seat \$115
(6114010)

Child Narrow Pommel Seat \$220
(6114016)

Four-Point Neoprene Hip Stabilizer Belt \$205
(2125273) *OPTIONAL

Back Rest

Child High Back Cut Out \$115
(2114101)

ADULT SET UP

Seat Base

Adult Bench Seat (STD)
(6114115) *Not suitable for Foot Drive

Adult Seat (N/C)
(2114061)

Adult Narrow Seat \$115
(6114017)

Adult Pommel Seat \$115
(6114018)

Adult Narrow Pommel Seat \$220
(6114020)

XL Adult Bench Seat \$185
(6114110)

Four-Point Neoprene Hip Stabilizer Belt \$205
(2125274) *OPTIONAL

Back Rest

Adult High back Cut Out (STD)
(2114106)

XL Adult High back Cut Out \$130
(2114107)


Foot Drive

Only fill out this page if ordering a Defier with hand and foot drive.


FOOT DRIVE

Foot Pedals (FOOT DRIVE) \$600





This drive selection will indicate that you want a hand and foot propulsion.





PROPULSION - Please fill out one column

<p>Direct Drive (DIRECT DRIVE) (STD)</p> <p><i>When the bike is moving, the pedals are moving.</i></p> <p>Pedal Power:</p> <p>Extra Easy (EXTRA_EASY)</p> <p>Easy (EASY)</p> <p>Average (AVERAGE)</p> <p>Challenging (CHALLENGING)</p>	<p>On/Off Pin Reciprocator (ON-OFF) \$235</p> <p><i>Alternate from Free Wheel mode or Direct Drive by engaging the On/Off Pin Reciprocator.</i></p> <p>Pedal Power:</p> <p>Easy (EASY)</p> <p>Average (AVERAGE)</p> 
--	---


PEDAL OPTIONS

			
<i>Mountain Pedals are recommended for riders that have more control and high tone muscle control.</i>	<i>The Neoprene adjustable footplate is a quick and easy way to maintain proper positioning and pedal pressure. Recommended for children with low muscle tone</i>	<i>Molded ABS Footplates are designed to provide precise positioning for children with more spasticity. They also help with leg alignment and knee flexion.</i>	<i>Molded ABS Footplates with Ratchet Straps helps to secure the riders foot in a specific position. Recommended for children with plantar flexion.</i>
<p>Mountain Pedals with Toe Cage (STD) (2112081)</p>	<p>Neoprene Adjustable \$380</p> <p>SML (2012031) *4" x 7"</p> <p>MED (2012032) *4½" x 10"</p> <p>LRG (2012033) *5" x 11½"</p>	<p>Molded ABS \$430</p> <p>SML (2012042) *3" x 7"</p> <p>MED (2012043) *3" x 10¾"</p> <p>LRG (2012044) *3½" x 11½"</p>	<p>Molded ABS with Ratcheting Straps \$550</p> <p>SML (2012052) *3" x 7"</p> <p>MED (2012053) *3" x 10¾"</p> <p>LRG (2012054) *3½" x 11½"</p>

PEDAL ADD-ONS - (Optional)

	
<p>1/4 Inch Footplate Spacers \$6 each (2412050)</p> <p>Please add how many spacers are needed below. (Maximum 8 per side)</p> <p>___ left + ___ right = ___ total</p>	<p>Pulley String \$35</p> <p><i>Front pulley assists with plantar flexion and rear pulley helps self-level the pedals.</i></p> <p>Front (2115022)</p>

CRANK ARMS - Select one

<p>3" Alloy Crank (N/C) (5012252)</p> <p>4" Alloy Crank (N/C) (5012254)</p> <p>5" Alloy Crank (STD) (5012255) *Recommended</p>	 <p>Crank Arm</p>
<p>Crank Arm Length Shortener *reduces length by ½" (optional)</p>	
<p>Left Side (2012049) \$85</p> <p>Right Side (2012050) \$85</p> <p>Both Sides (2012047) \$170</p>	

CHAINGUARD - Select one

	
<p>Heavy Duty Steel Chainguard (STD) (STD CHAINGUARD)</p>	<p>ABS Enclosed \$235 (ABS ENCLOSED)</p> <p>*Recommended for multi-user environments.</p>

SEATING ACCESSORIES (Optional)

Neoprene Chest Harness



Flip-Up Abductor



Medium
(2114077)

\$125

Large
(2114078)

\$125

Extra Large
(2114079)

\$125

Flip-Up Abductor
(2020205)

\$370

This Flip-Up Abductor assists with leg/knee separation during pedaling and is mounted securely to the underside of the seat.

HEADRESTS (Optional)



Adjustable Backrest Extension
(Backrest Ext)

\$210

The backrest extension extends the seat backing height an additional 7" and can be removed for ease of transport.



Adjustable Headrest with Occiput Support Cushion
(HEADREST PLUS)

\$390

The adjustable head rest with an occiput support cushion provides additional neck support for the rider. The cushion comes with velcro and can be removed or adjusted as required.

ACCESSORIES - (Optional)



Leg Braces

*Only available with molded footplates.
*Requires Rear Pulley.

Left Side Only **\$600**
(LEG BRACE L)

Right Side Only **\$600**
(LEG BRACE R)

Pair (LEG BRACE PAIR) **\$1,200**

Inseam: _____

Calf Circumference: _____

Measurement with AFO's



Rear Platform **\$435**
(REAR PLATFORM)



Spoke Covers (3) **\$125**
(2112341)



Cane/Crutch Holder **\$330**
(2125060)



Removable Canopy **\$205**
(6515011)

*Requires T-Bar or Rear Steer

ACCESSORIES - (Optional)



Tool Pouch **\$35**
(6300022)



Bike Cover **\$205**
(6315604)

CUSTOMER INFORMATION

Dealer/Vendor: _____
Contact Person: _____
Address: _____
City: _____ Prov./State: _____
Postal/Zip Code: _____ Ordered by: _____
Phone: _____ Fax: _____
Email: _____

ORDER INFORMATION

Purchase Order: _____
Order Date: _____ Quote Date: _____
FCI Representative: _____
Payment Terms: _____
CREDIT CARD (CHECK ONE) Visa MasterCard Exp. Date: _____
Card Number: _____
Name On Card: _____
Signature: _____

SHIPPING INSTRUCTIONS

Name: _____
Address: _____
City: _____
Province/State: _____
Postal/Zip Code: _____ Phone: _____
Federal ID/SS#: _____

PRIVACY POLICY

Freedom Concepts Inc. collects, uses and discloses personal information of the Customer and/or Rider to properly assemble and manufacture the mobility device and may contact the Rider's therapist for additional personal information to assist with this process. The collection, use and disclosure of the personal information of the Customer and/or the Rider is governed by any consent which may, from time to time, be provided, and by the Freedom Concepts Inc. Privacy Policy which is available on our website www.freedomconcepts.com or by contacting our office. By signing below, you hereby warrant that you have the authority to bind the Rider and hereby authorize the collection, use, and disclosure of personal information as herein provided and in accordance with the Freedom Concepts Inc. Privacy Policy.

TERMS AND CONDITIONS

Prices are subject to change without notice. Prepaid or net 30 days O.A.C. All taxes extra. Freight extra. Manufacturer reserves the right to change prices, colors, features, dates, locations and products without notice. Residential delivery charge may apply. Duty and brokerage included where applicable.

CUSTOMER SIGNATURE

PHOTO RELEASE

I hereby give permission to Freedom Concepts Inc. to use photographs of me or my child for the sole purpose of the company's promotional use, and will not be distributed to third parties. YES NO

I would like to receive regular updates. SNAIL MAIL EMAIL NO

SIGNATURE OF RIDER/PARENT

Questions?
1-800-661-9915

NOTES: