

# 2024 Evaluation Form

# AS2600

Inseam Range: 26" - 36"

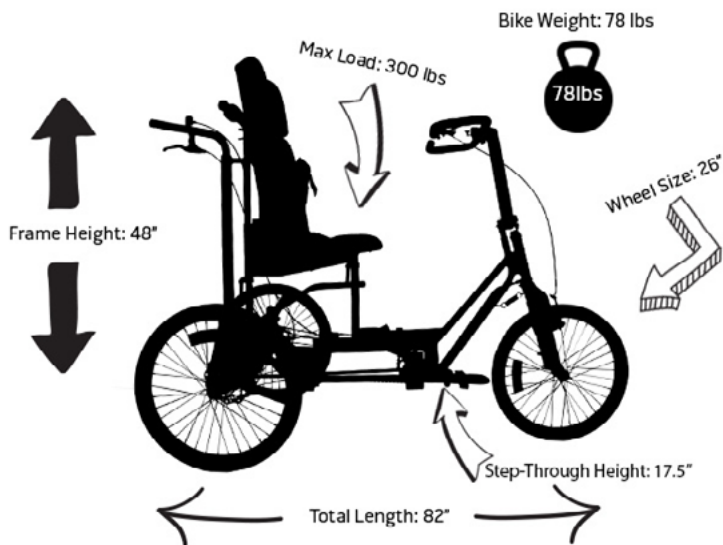
- Max inseam may not allow for full leg extension.

The AS2600 is an upright adaptive tricycle and is the largest single-rider bike we make, providing teens and adults the opportunity to stay active as they get older. This model is designed for riders 14 years old and up, and can accommodate riders up to 300 lbs - Our largest weight capacity in our line of adaptive tricycles.



AS2600 MODEL SPECIFICATIONS	
Rider Age	14+
Max Load (lbs)	300
Bike Weight (lbs)	78
Height	48"
Total Length	82"
Bike Width	36"
Step-Through Height	17.5"

Measurements Include Rear Steering Handle and High Back Seating



## Tips For Choosing an Adaptive Bike

### 1. Measure Inseam

The measurement we use to ensure each rider gets the correct size of adaptive bicycle is called an inseam. To find an inseam, measure the distance between the bottom of the rider's heel to the top of the rider's inner thigh. Make sure the rider's inseam measurement matches the inseam range for the adaptive bicycle.

### 2. Know Your Accessories

We offer many different accessories to help people of all abilities experience freedom. Make sure to look through all of our available accessories to make sure the adaptive bike will work for the rider. More information on all of our accessories is available at: [www.freedomconcepts.com/product-lines/adaptive-bikes/accessories/](http://www.freedomconcepts.com/product-lines/adaptive-bikes/accessories/)

### 3. We Do Custom

If none of our current models of adaptive bicycles work for you, we are able to custom build a bicycle that will. Please contact us at 1-800-661-9915 for more information.

## RIDER INFORMATION

Rider's Name: \_\_\_\_\_ Male Female Height: \_\_\_\_\_ Inches \_\_\_\_\_ cm

Date of Birth: \_\_\_\_\_ Weight: \_\_\_\_\_ Lbs \_\_\_\_\_ Kgs

Inseam: \_\_\_\_\_

Diagnosis: \_\_\_\_\_

# AS2600

- Inseam Range: 26"-36" - Max inseam may not allow for full leg extension

## MODEL



The standard AS2600 model accommodates an inseam range of 26" - 36". Max inseam may not allow for full leg extension.

AS2600  
(AS2600)

## FRAME COLORS- Select one

### Standard Options



**Candy Blue** (CANDY BLUE) (STD)  
**Hot Rod Purple** (HOT ROD PURPLE) (STD)  
**Electric Green** (GREEN) (STD)  
**Cherry Red** (RED) (STD)

### Additional Options



**Arctic Teal** (TEAL)  
**Blaze Orange** (ORANGE)  
**Radiant Pink** (PINK)  
**Chrome** (CHROME)  
**Midnight** (BLACK)  
**Snow** (WHITE)  
**Fossil** (FOSSIL)

**Custom Color** (CUSTOM COLOR)  
Please indicate custom color note here:

**Color combination** (COLORCOMBO)  
Please indicate primary frame color:  
Please indicate secondary accent color:

## DECAL OPTIONS - Select one

**Racer** (STD)  
(6401332)



**Hibiscus** (STD)  
(6401343)



**Black & White** (STD)  
(6401320)



## NAMEPLATE (Optional)

Custom Nameplate

**Nameplate**  
(NAMEPLATE SP)

Notes:



## BELL & SQUEAKY HORN (Select one Bell & one Horn)

**Bells** (STD)

**Red** (5015014)

**Blue** (5015011)

**Purple** (5015013)

**Gold** (5015012)

**Black** (5015010)

**Squeaky Horns (Optional)**

**Dog** (5015063)

**Frog** (5015065)

**Cat** (5015061)

**Parrot** (5015070)

**Orca** (5015067)

**Dino** (5015062)

**Penguin** (5015068)

**Unicorn** (5015071)

**Tiger** (5015069)


**Shark** (5015072)

**(STD)**

**Turtle** (5015074)

**Giraffe** (5015075)

## TIRE SELECTION






**Street Pneumatic**  
(2112550)

(STD)

Ideal for more independent riders, wanting to ride at faster speeds


## HANDLEBAR OPTIONS - Select one

		
<b>Hoop Handlebars</b> (2111001) (STD)	<b>Enclosed Hoop Handlebars</b> (2111003)	<b>Wide Handlebars</b> (2111007)

## STEERING OPTIONS - Select setup

<b>Unlocked Steering</b> (STD) (STEERUNLOCKED) <i>This option allows the rider to control the steering.</i>	<b>Locked Steering (N/C)</b> (STEERLOCKED) <i>This option takes steering control away from the rider so the caregiver can have full control of the bike with the Rear-Steering Handle.</i>
<i>*Please note you can change the steering from unlocked to locked by using the Freedom Concepts multi-tool that comes with every bike.</i>	


## REAR STEERING


<b>Rear Steering Handle</b> (REAR STEER)

## REAR STEERING ADD-ONS

	
<b>Pushbar Steering</b> (2125006) <i>*Requires Rear Steering Handle</i>	<b>Hoop Handlebar</b> (2125005) <i>*Requires Rear Steering Handle</i>

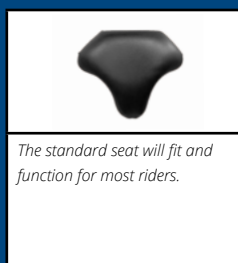
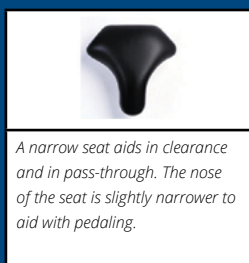
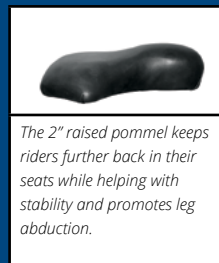
## PROPULSION - Please fill out one column

<p><b>Direct Drive (STD)</b> (DIRECT DRIVE) <i>When the bike is moving, the pedals are moving.</i></p> <p><b>Pedal Power:</b></p> <p><b>Extra Easy</b> (EXTRA_EASY) <b>Easy</b> (EASY) <b>Average</b> (AVERAGE) <b>Challenging</b> (Challenging)</p>	<p><b>Free Wheel</b> (FREE WHEEL) <i>Allows legs to rest while the bike coasts forward.</i></p> <p><b>Pedal Power:</b></p> <p><b>Average</b> (AVERAGE) <b>Challenging</b> (CHALLENGING)</p>	<p><b>On/Off Pin Reciprocator</b> (ON-OFF) <i>Alternate from Free Wheel mode or Direct Drive by engaging the On/Off Pin Reciprocator.</i></p> <p><b>Pedal Power:</b></p> <p><b>Easy</b> (EASY) <b>Average</b> (AVERAGE)</p> 	<p><b>3 Speed Coaster Brake with Reverse</b> (2060014)</p> <p><b>5 Speed Coaster Brake with Reverse</b> (2060016)</p> <p><b>Shifter Location:</b></p> <p><b>Right Handlebar</b> (SHIFTHB) <b>Rear Steering Handle</b> (SHIFTRS) <b>T-Bar</b> (SHIFTTB)</p>
--	---	--	--

# Seating System

Please note that all seat bases come with a seat belt and all highback backrests come with a chest strap

<b>Adult Seat</b>	<b>16.75" width, 14" depth</b>
<b>Adult Low Back</b>	<b>17" width, 10" height</b>
<b>Adult High Back</b>	<b>17" width, 18" height</b>



## ADULT SET UP

### Seat Base




<b>Adult Seat</b> (STD) (2114061)
<b>Adult Narrow Seat</b> (6114017)
<b>Adult Pommel Seat</b> (6114018)
<b>Adult Narrow Pommel Seat</b> (6114020)

### Four-Point Neoprene Hip Stabilizer Belt (2125274) \*OPTIONAL





### Back Rest

<b>Adult Low Back</b> (STD) (2114018)
<b>Adult High Back</b> (2114020)





## SEATING ACCESSORIES (Optional)

<b>Neoprene Chest Harness</b> 	<b>Laterals</b> ( <i>Width and height adjustable, comes with an adjustable track system</i> ) 	<b>Flip-Up Abductor</b> 
<b>Medium</b> (2114077)  <b>Large</b> (2114078)  <b>Extra Large</b> (2114079)	<b>Pair of Standard Small Laterals</b> (2114070) <i>Small Laterals Chest Width: 8½" - 11¼"</i>  <b>Pair of Standard Large Laterals</b> (2114072) <i>Large Laterals Chest Width: 12"-15"</i>  Chest Width: _____ Seat-to-Armpit: _____  <b>Laterals Add-On:</b>  <b>Narrow Laterals</b> (2125033) <i>*Shifts chest width range 2" narrower</i>	<b>Flip-Up Abductor</b> (2020205)  <i>This flip-up abductor assists with leg/knee separation during pedaling and is mounted securely to the underside of the seat.</i>



## HEADRESTS (Optional)

 		
<b>Adjustable Backrest Extension</b> (Backrest Ext)  <i>The backrest extension extends the seat backing height an additional 7" and can be removed for ease of transport.</i>  <i>Tip: A Low Back Seat and the Adjustable Backrest Extension can be combined to create a height-adjustable backrest.</i>	<b>Adjustable Headrest with Occiput Support Cushion</b> (HEADREST PLUS) <i>*Requires Highback Seat</i>  <i>The adjustable headrest with an occiput support cushion provides additional neck support for the rider. The cushion comes with velcro and can be removed or adjusted as required.</i>	<b>Head and Neck Support System</b> <i>*Requires Highback Seat</i>  <p style="text-align: center;"><b>*Please call 1-800-661-9915 for sizing and part number. In some cases we are able to adapt our seatback to accommodate common wheelchair headrests.</b></p>



## PEDAL OPTIONS - Select one

			
<i>Mountain Pedals are recommended for riders that have more control and high tone muscle control.</i>	<i>The Neoprene adjustable footplate is a quick and easy way to maintain proper positioning and pedal pressure. Recommended for children with low muscle tone.</i>	<i>Molded ABS Footplates are designed to provide precise positioning for children with more spasticity. They also help with leg alignment and knee flexion.</i>	<i>Molded ABS Footplates with Ratchet Straps helps to secure the riders foot in a specific position. Recommended for children with plantar flexion.</i>
<b>Mountain Pedals with Toe Cage</b> (STD) (2112081)	<b>Neoprene Adjustable</b>  <b>MED</b> (2012032) *4½" x 10"  <b>LRG</b> (2012033) *5" x 11½"  <b>XL</b> (2012034) *6" x 12"	<b>Molded ABS</b>  <b>MED</b> (2012043) *3" x 10¾"  <b>LRG</b> (2012044) *3½" x 11½"  <b>XL</b> (2012045) *4" x 13"	<b>Molded ABS with Ratcheting Straps</b>  <b>MED</b> (2012053) *3" x 10¾"  <b>LRG</b> (2012054) *3½" x 11½"  <b>XL</b> (2012056) *4" x 13"

## PEDAL ADD-ONS - (Optional)

	
<b>1/4 Inch Footplate Spacers</b> (2412050)  Please add how many spacers are needed below. (Maximum 8 per side)  _____ left + _____ right = _____ total	<b>Pulley String</b> <i>Front pulley assists with plantar flexion and rear pulley helps self-level the pedals.</i>  <b>Front</b> (2115020) <b>Rear</b> (2115025)

## CHAINGUARD - Select one

	
<b>Heavy Duty Steel Chainguard (STD)</b> (STD CHAINGUARD)	<b>ABS Enclosed (ABS ENCLOSED)</b>  <b>*Recommended for multi-user environments.</b>

## BRAKE OPTIONS AND POSITIONS

### Select First Brake Position (Included)

\*Please select one option (STD)

**Left Handlebar** (2113312) \*Not available with High Rise Handlebars

**Right Handlebar** (2113311) \*Not available with High Rise Handlebars

**Rear Steering Handlebar** (2113313) \*Requires Rear Steering Handle

**T-bar** (2113315)

### Select Second Brake Position (Included)

\*Please select one option - must differ from first brake position (STD)

**Left Handlebar** (2113322) \*Not available with High Rise Handlebars

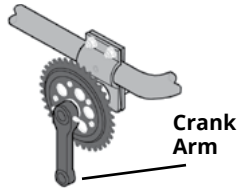
**Right Handlebar** (2113321) \*Not available with High Rise Handlebars

**Rear Steering Handlebar** (2113323) \*Requires Rear Steering Handle

**T-bar** (2113324)

### CRANK ARMS - Select one

- 3" Alloy Crank (N/C) (5012252)
- 4" Alloy Crank (N/C) (5012254)
- 5" Alloy Crank (STD) (5012255) \*Recommended**
- 6" Alloy Crank (N/C) (5012251)



### Crank Arm Length Shortener

\*reduces length by 1/2" (optional)

- Left Side** (2012049)
- Right Side** (2012050)
- Both Sides** (2012047)

### FRONT FORK



**Suspension Fork** (STD) (2411552)

### BRAKE ADD-ON (Optional)

**Adjustable Drag Brake** (2013215)

### ACCESSORIES - (Optional)



### Velcro Hand-Eye Coordination Gloves

- XS** (6315031) **SML** (6315033)
- 5½" height x 1¾" wrist 6" height x 2" wrist
- MED** (6315034) **LRG** (6315035)
- 7" height x 2¼" wrist 8" height x 3¾" wrist



### Indoor Stationary Trainer

(2022340)



### Leg Braces

\*Only available with molded footplates.  
\*Requires Rear Pulley.

- Left Side Only** (LEG BRACE L)
- Right Side Only** (LEG BRACE R)
- Pair** (LEG BRACE PAIR)

Inseam: \_\_\_\_\_  
Calf Circumference: \_\_\_\_\_  
\*Measurement with AFO's\*



### Rear Platform

(REAR PLATFORM)



### Removable Canopy

(6515011)

### ACCESSORIES - (Optional)



### Spoke Covers (3)

(2112340)



### Adjustable Tablet/Phone Holder

- Tablet** (5025070)
- Phone** (5025080)



### Cane/Crutch Holder

(2125060)



### Padded Adduction Strap

(6320060)






### Electric Assist Motor

(2125361)

\*Requires Rear Platform  
\*Requires Suspension Fork

## ACCESSORIES - (Optional)

					
<b>Oxygen Tank Holder</b> (2125010)  <b>*Fits Size D/E Tanks</b>	<b>Communication Tray</b> (2125281)	<b>Simulated Sheepskin Cover</b>  <b>Child Seat</b> (6114070)  <b>Adult Seat</b> (6114080)	<b>Mirror</b> (5015040)	<b>Tool Pouch</b> (6300022)	<b>Bike Cover</b> (6315602)

### CUSTOMER INFORMATION

Dealer/Vendor: \_\_\_\_\_

Contact Person: \_\_\_\_\_

Address: \_\_\_\_\_

City: \_\_\_\_\_ Prov./State: \_\_\_\_\_

Postal/Zip Code: \_\_\_\_\_ Ordered by: \_\_\_\_\_

Phone: \_\_\_\_\_ Fax: \_\_\_\_\_

Email: \_\_\_\_\_

### ORDER INFORMATION

Purchase Order: \_\_\_\_\_

Order Date: \_\_\_\_\_ Quote Date: \_\_\_\_\_

FCI Representative: \_\_\_\_\_

Payment Terms: \_\_\_\_\_

CREDIT CARD (CHECK ONE)  Visa  MasterCard Exp. Date: \_\_\_\_\_

Card Number: \_\_\_\_\_

Name On Card: \_\_\_\_\_

Signature: \_\_\_\_\_

### SHIPPING INSTRUCTIONS

Name: \_\_\_\_\_

Address: \_\_\_\_\_

City: \_\_\_\_\_

Province/State: \_\_\_\_\_

Postal/Zip Code: \_\_\_\_\_ Phone: \_\_\_\_\_

Federal ID/SS#: \_\_\_\_\_

### NOTES:

### PRIVACY POLICY

Freedom Concepts Inc. collects, uses and discloses personal information of the Customer and/or Rider to properly assemble and manufacture the mobility device and may contact the Rider's therapist for additional personal information to assist with this process. The collection, use and disclosure of the personal information of the Customer and/or the Rider is governed by any consent which may, from time to time, be provided, and by the Freedom Concepts Inc. Privacy Policy which is available on our website [www.freedomconcepts.com](http://www.freedomconcepts.com) or by contacting our office. By signing below, you hereby warrant that you have the authority to bind the Rider and hereby authorize the collection, use, and disclosure of personal information as herein provided and in accordance with the Freedom Concepts Inc. Privacy Policy.

### TERMS AND CONDITIONS

Prices are subject to change without notice. Prepaid or net 30 days O.A.C. All taxes extra. Freight extra. Manufacturer reserves the right to change prices, colors, features, dates, locations and products without notice. Residential delivery charge may apply. Duty and brokerage included where applicable.

\_\_\_\_\_  
CUSTOMER SIGNATURE

### PHOTO RELEASE

I hereby give permission to Freedom Concepts Inc. to use photographs of me or my child at their discretion.  YES  NO

I would like to receive regular updates.  SNAIL MAIL  EMAIL  NO

\_\_\_\_\_  
SIGNATURE OF RIDER/PARENT