

2024 Evaluation Form

DCP12



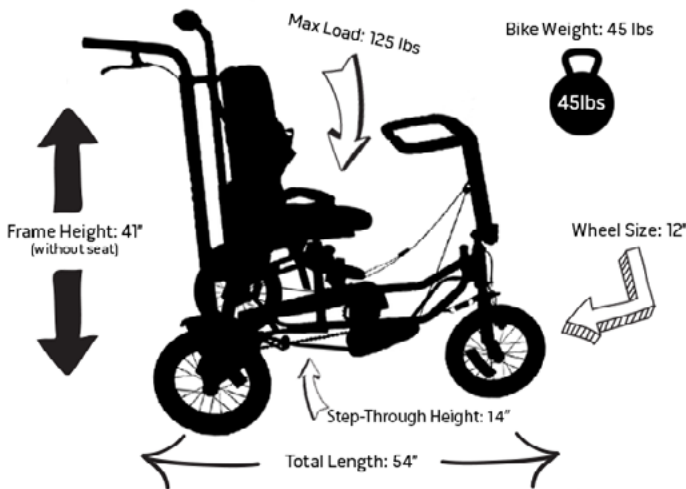
Inseam Range: 13" - 23"

- Max inseam may not allow for full leg extension.

The DCP12 allows kids ages 4-8 to get out and enjoy adaptive biking with their friends. This bike provides excellent stability and fits through standard doorways, making it a popular choice for homes, schools, and therapy clinics.

DCP12 MODEL SPECIFICATIONS	
Rider Age	4-8
Max Load (lbs)	125
Bike Weight (lbs)	45
Frame Height	41"
Total Length	54"
Bike Width	29"
Step-Through Height	14"

Measurements Include Rear Steering Handle and High Back Seating



Tips For Choosing an Adaptive Bike

1. Measure Inseam

The measurement we use to ensure each rider gets the correct size of adaptive bicycle is called an inseam. To find an inseam, measure the distance between the bottom of the rider's heel to the top of the rider's inner thigh. Make sure the rider's inseam measurement matches the inseam range for the adaptive bicycle.

2. Know Your Accessories

We offer many different accessories to help people of all abilities experience freedom. Make sure to look through all of our available accessories to make sure the adaptive bike will work for the rider. More information on all of our accessories is available at: www.freedomconcepts.com/product-lines/adaptive-bikes/accessories/

3. We Do Custom

If none of our current models of adaptive bicycles work for you, we are able to custom build a bicycle that will. Please contact us at 1-800-661-9915 for more information.

RIDER INFORMATION

Rider's Name: _____ Male | Female | Height: _____ Inches _____ cm




Date of Birth: _____ | Weight: _____ Lbs _____ Kgs








Inseam: _____





Diagnosis: _____




DCP12

- Inseam Range: 13" - 23" - Max inseam may not allow for full leg extension

MODEL	FRAME ADD-ONS - Select one (Optional)	
		
<p>The standard DCP12 model accommodates an inseam range of 13"-23". Max inseam may not allow for full leg extension.</p>	<p>The Wide Glide Frame provides the rider with more stability. This model is typically selected for riders with more control over the steering. This model also fits through standard doorways with a width of 33" and length of 43".</p>	<p>The Wide Glide Extended Frame provides the rider with more stability and accommodates riders with hyper extension. This model also fits through standard doorways with a width of 33" and length of 50".</p>
<input checked="" type="checkbox"/> DCP12 (DCP12)	<p>Wide Glide Frame *Adds 4" to width of frame (WIDE FRAME)</p>	<p>Wide Glide Extended Frame (WGEXT)</p>

FRAME COLORS- Select one	
Standard Options	Additional Options
   	      
<p>Candy Blue (CANDY BLUE) (STD)</p> <p>Hot Rod Purple (HOT ROD PURPLE) (STD)</p> <p>Electric Green (GREEN) (STD)</p> <p>Cherry Red (RED) (STD)</p>	<p>Arctic Teal (TEAL)</p> <p>Blaze Orange (ORANGE)</p> <p>Radiant Pink (PINK)</p> <p>Chrome (CHROME)</p> <p>Midnight (BLACK)</p> <p>Snow (WHITE)</p> <p>Fossil (FOSSIL)</p>
<p>Custom Color (CUSTOM COLOR) Please indicate custom color note here:</p>	<p>Color combination (COLORCOMBO) Please indicate primary frame color: Please indicate secondary accent color:</p>

DECAL OPTIONS - Select one	NAMEPLATE (Optional)	BELL & SQUEAKY HORN (Select one Bell & one Horn)	
<p>Racer (STD) (6401232)</p>  <p>Hibiscus (STD) (6400250)</p>  <p>Black & White (STD) (6401220)</p> 	<p>Custom Nameplate</p> <p>Nameplate (NAMEPLATE SP)</p> <p>Notes:</p> 	<p>Bells (STD)</p> <p>Red (5015014)</p> <p>Blue (5015011)</p> <p>Purple (5015013)</p> <p>Gold (5015012)</p> <p>Black (5015010)</p>	<p>Squeaky Horns (Optional) (STD)</p> <p>Dog (5015063)</p> <p>Dino (5015062)</p> <p>Frog (5015065)</p> <p>Penguin (5015068)</p> <p>Cat (5015061)</p> <p>Unicorn (5015071)</p> <p>Parrot (5015070)</p> <p>Tiger (5015069)</p> <p>Orca (5015067)</p> <p>Turtle (5015074)</p> <p>Giraffe (5015075)</p> <p>Shark (5015072)</p>

TIRE SELECTION - Select one		
		
<p>Smooth Solid Tires (STD) (SMOOTH SOLID TIRES) Ideal for indoor and outdoor use, with limited speeds and/or with caregiver present</p>	<p>Knobby Pneumatic (2112252) Ideal for more independent riders, wanting to ride outdoors or on uneven surfaces.</p>	<p>Smooth Pneumatic (2112251) Ideal for more independent riders, wanting to ride at faster speeds</p>

HANDLEBAR OPTIONS - Select one



Hoop Handlebars (STD)
(2111001)



Enclosed Hoop Handlebars
(2111003)



Wide Handlebars
(2111007)

STEERING OPTIONS - Select setup

Unlocked Steering (STD)
(STEERUNLOCKED)
This option allows the rider to control the steering.

Locked Steering (N/C)
(STEERLOCKED)
This option takes steering control away from the rider so the caregiver can have full control of the bike with the Rear-Steering Handle.

**Please note you can change the steering from unlocked to locked by using the Freedom Concepts multi-tool that comes with every bike.*

REAR STEERING



Rear Steering Handle
(REAR STEER)

REAR STEERING ADD-ONS



Pushbar Steering
(2125006)
**Requires Rear Steering Handle*



Hoop Handlebar
(2125005)
**Requires Rear Steering Handle*

BRAKE OPTIONS AND POSITIONS

Select First Brake Position (Included)

***Please select only one option (STD)**

- Left Handlebar** (2113216) **Not available with High Rise Handlebars*
- Right Handlebar** (2113217) **Not available with High Rise Handlebars*
- Rear Steering Handle** (2113215) **Rear Steering Handle Required*
- T-bar** (2113214)

Select Second Brake Position (Optional)

***Please select only one option - must differ from first brake position**

- Left Handlebar** (2113212) **Not available with High Rise Handlebars*
- Right Handlebar** (2113213) **Not available with High Rise Handlebars*
- Rear Steering Handle** (2113211) **Requires Rear Steering Handle*
- T-bar** (2113210)

BRAKE ADD-ON (Optional)

Adjustable Drag Brake (2013212) **T-Bar Support Handle or Rear Steer Required*

PROPULSION - Please fill out one column

Direct Drive (STD)
(DIRECT DRIVE)

When the bike is moving, the pedals are moving.

Pedal Power:

- Extra Easy** (EXTRA_EASY)
- Easy** (EASY)
- Average** (AVERAGE)
- Challenging** (CHALLENGING)

Free Wheel
(FREE WHEEL)

Allows legs to rest while the bike coasts forward.

Pedal Power:

- Easy** (EASY) - 3" crank only
- Average** (AVERAGE)
- Challenging** (CHALLENGING)

On/Off Pin Reciprocator
(ON-OFF)

Alternate from Free Wheel mode or Direct Drive by engaging the On/Off Pin Reciprocator.

Pedal Power:

- Easy** (EASY)
- Average** (AVERAGE)



Seating System

Please Fill Out Either The Child Set Up or The Adult Set Up

Adult Seats are only available with Wide Glide frames

Child Seat	12.5" width, 12.5" depth
Child High Back	13" width, 18" height
Child Low Back	13" width, 7.5" height
Adult Seat	16.75" width, 14" depth
Adult Low Back	18" width, 10" height
Adult High Back	18" width, 18" height

Please note that all seat bases come with a seat belt and all highback backrests come with a chest strap



The 2" raised pommel keeps riders further back in their seats while helping with stability and promotes leg abduction.



A narrow seat aids in clearance and in pass-through. The nose of the seat is slightly narrower to aid with pedaling.



The standard seat will fit and function for most riders.

CHILD SET UP

Seat Base




- Child Seat (STD)**
(6114013)
- Child Narrow Seat**
(6114014)
- Child Pommel Seat**
(6114010)
- Child Narrow Pommel Seat** (6114016)

Four-Point Neoprene Hip Stabilizer Belt (2125273) **OPTIONAL*

Back Rest

- Child Low Back (STD)**
(2114009)
- Child High Back**
(2114010)





SEATING ACCESSORIES (Optional)

Neoprene Chest Harness 	Laterals (<i>Width and height adjustable, comes with an adjustable track system</i>) 	Flip-Up Abductor 
Medium (2114077) Large (2114078)	Pair of Standard Small Laterals (2114070) <i>Small Laterals Chest Width: 8½" - 11¼"</i> Pair of Standard Large Laterals (2114072) <i>Large Laterals Chest Width: 12"-15"</i> Chest Width: _____ Seat-to-Armpit: _____ Laterals Add-On: Narrow Laterals (2125033) <i>*Shifts chest width range 2" narrower</i>	Flip-Up Abductor (2020205) <i>This flip-up abductor assists with leg/knee separation during pedaling and is mounted securely to the underside of the seat.</i>



HEADRESTS (Optional)

		
Adjustable Backrest Extension (Backrest Ext) <i>The backrest extension extends the seat backing height an additional 7" and can be removed for ease of transport.</i> <i>Tip: A Low Back Seat and the Adjustable Backrest Extension can be combined to create a height-adjustable backrest.</i>	Adjustable Headrest with Occiput Support Cushion (HEADREST PLUS) <i>*Requires Highback Seat</i> <i>The adjustable headrest with an occiput support cushion provides additional neck support for the rider. The cushion comes with velcro and can be removed or adjusted as required.</i>	Head and Neck Support System <i>*Requires Highback Seat</i> <p style="text-align: center;">*Please call 1-800-661-9915 for sizing and part number. In some cases we are able to adapt our seatback to accommodate common wheelchair headrests.</p>

PEDAL OPTIONS - Select one

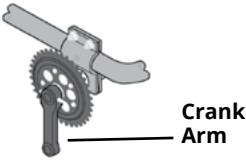
			
<i>Mountain Pedals are recommended for riders that have more control and high tone muscle control.</i> <i>Tip: A Low Back Seat and the Adjustable Backrest Extension can be combined to create a height-adjustable backrest.</i>	<i>The Neoprene adjustable footplate is a quick and easy way to maintain proper positioning and pedal pressure. Recommended for children with low muscle tone.</i>	<i>Molded ABS Footplates are designed to provide precise positioning for children with more spasticity. They also help with leg alignment and knee flexion.</i>	<i>Molded ABS Footplates with Ratchet Straps helps to secure the rider's foot in a specific position. Recommended for children with plantar flexion.</i>
Mountain Pedals with Toe Cage (STD) (2112081)	Neoprene Adjustable SML (2012031) *4" x 7" MED (2012032) *4½" x 10" LRG (2012033) *5" x 11½"	Molded ABS SML (2012042) *3" x 7" MED (2012043) *3" x 10¾" LRG (2012046) *3½" x 11"	Molded ABS with Ratcheting Straps SML (2012052) *3" x 7" MED (2012053) *3" x 10¾" LRG (2012055) *3½" x 11"



PEDAL ADD-ONS - (Optional)






	
1/4 Inch Footplate Spacers (2412050) Please add how many spacers are needed below. (Maximum 8 per side) _____ left + _____ right = _____ total	Pulley String <i>Front pulley assists with plantar flexion and rear pulley helps self-level the pedals.</i> Front (2115020) Rear (2115025)

CHAINGUARD - Select one






	
Heavy Duty Chainguard (STD) (STD CHAINGUARD)	ABS Enclosed (ABS ENCLOSED) *Recommended for multi-user environments.

CRANK ARMS - Select one	
3" Alloy Crank (STD) (5012252) *Recommended	
4" Alloy Crank (N/C) (5012254)	
Crank Arm Length Shortener (optional) *Reduces length by ½" Left Side (2012049) Right Side (2012050) Both Sides (2012047)	

FRONT FORK - Select one	
	
Rigid Chrome Fork (STD) (5011012)	Adjustable Tilt Fork (2111261) <i>The adjustable tilt fork allows therapists and caregivers to add or reduce the amount of tilt (up to roughly 10 degrees) this helps to improve the rider's overall comfort and positioning.</i>

ACCESSORIES - (Optional)				
				
Velcro Hand-Eye Coordination Gloves XS (6315031) SML (6315033) 5½" height x 1¾" wrist 6" height x 2" wrist MED (6315034) 7" height x 2¼" wrist	Indoor Stationary Trainer (2022212)	Leg Braces *Only available with molded footplates. *Requires Rear Pulley. Left Side Only (LEG BRACE L) Right Side Only (LEG BRACE R) Pair (LEG BRACE PAIR) Inseam: _____ Calf Circumference: _____ *Measurement with AFO's*	Rear Platform (REAR PLATFORM)	Removable Canopy (6515011)

ACCESSORIES - (Optional)				
				
Spoke Covers (3) (2112240)	Adjustable Tablet/Phone Holder Tablet (5025070) Phone (5025080)	Cane/Crutch Holder (2125060)	Padded Adduction Strap (6320060)	Oxygen Tank Holder (2125010) *Fits Size D/E Tanks

ACCESSORIES - (Optional)				
				
Communication Tray (2125281)	Simulated Sheepskin Cover Child Seat (6114070) Adult Seat (6114080)	Mirror (5015040)	Tool Pouch (6300022)	Bike Cover (6315600)

CUSTOMER INFORMATION

Dealer/Vendor: _____
Contact Person: _____
Address: _____
City: _____ Prov./State: _____
Postal/Zip Code: _____ Ordered by: _____
Phone: _____ Fax: _____
Email: _____

ORDER INFORMATION

Purchase Order: _____
Order Date: _____ Quote Date: _____
FCI Representative: _____
Payment Terms: _____
CREDIT CARD (CHECK ONE) Visa MasterCard Exp. Date: _____
Card Number: _____
Name On Card: _____
Signature: _____

SHIPPING INSTRUCTIONS

Name: _____
Address: _____
City: _____
Province/State: _____
Postal/Zip Code: _____ Phone: _____
Federal ID/SS#: _____

PRIVACY POLICY

Freedom Concepts Inc. collects, uses and discloses personal information of the Customer and/or Rider to properly assemble and manufacture the mobility device and may contact the Rider's therapist for additional personal information to assist with this process. The collection, use and disclosure of the personal information of the Customer and/or the Rider is governed by any consent which may, from time to time, be provided, and by the Freedom Concepts Inc. Privacy Policy which is available on our website www.freedomconcepts.com or by contacting our office. By signing below, you hereby warrant that you have the authority to bind the Rider and hereby authorize the collection, use, and disclosure of personal information as herein provided and in accordance with the Freedom Concepts Inc. Privacy Policy.

TERMS AND CONDITIONS

Prices are subject to change without notice. Prepaid or net 30 days O.A.C. All taxes extra. Freight extra. Manufacturer reserves the right to change prices, colors, features, dates, locations and products without notice. Residential delivery charge may apply. Duty and brokerage included where applicable.

CUSTOMER SIGNATURE

PHOTO RELEASE

I hereby give permission to Freedom Concepts Inc. to use photographs of me or my child at their discretion. YES NO

I would like to receive regular updates. SNAIL MAIL EMAIL NO

SIGNATURE OF RIDER/PARENT

Questions?
1-800-661-9915

NOTES: